

TABLE OF CONTENTS

1.	Vice-Chancellor’s Message	234
2.	Board of Governors of the University -2021.....	236
3.	Members of the Academic Council -2021	238
4.	University Profile.....	241
4.1	Introduction	241
4.2	Vision.....	241
4.3	Mission.....	241
4.4	The Objectives of the University	242
4.5	Organization Structure of the University	243
5.	Student Profile.....	244
5.1	Capacity for Degree Programmes.....	244
5.2	Capacity for Diploma Programmes.....	245
5.3	Facilitation for Students	245
5.3.1	Student Services Unit & Technical Services Unit	245
5.3.2	Library	246
5.3.3	Hostel Facilities	246
6.	Faculty of Engineering Technology.....	247
6.1	Student Intake – 2020/2021	247
6.2	Inauguration Ceremony For the student intake 2021/2022.....	248
6.3	Examinations conducted for the Faculty in 2021.....	248
6.4	Visiting Lecturers in 2021.....	249
6.5	Exemptions granted for B. Tech Students	250
6.6	Work Based Industrial Training	251
6.7	Faculty Board Meetings.....	251
6.8	Targets in 2022.....	251
6.9	Participation in Exhibitions and Competitions.....	251
6.10	Academic Activities	251
6.11	General Convocation- 2021.....	251
7.	Faculty of Education Technology.....	253
7.1	Students enrolled from GCE A/L Stream	253
7.2	Inauguration, Orientation and the Foundation Programme	254
7.3	Faculty of Education-Our Reaction to COVID 19.....	254
7.4	General Convocation – 2021	256

7.5	Details of Academic Staff	257
7.6	Examinations Granted for B. Tech students.....	258
7.7	Industrial Training.....	258
7.8	Industrial Liaison Committees.....	259
7.9	Curriculum Revision of the Degree Programmes	259
7.10	Research.....	259
7.10.1	Research Symposium.....	259
7.11	Faculty Board Meetings.....	260
7.12	Details of Student Representatives.....	260
7.13	Student Activities/Achievements	260
7.14	Staff Recruitments.....	260
7.15	Targets in 2021	261
7.16	New Programmes	261
7.16.1	Postgraduate Programmes.....	261
7.16.2	A Scholarship Programme for TVET Trainers	261
8.	Faculty of Industrial Technology.....	262
8.1	Introduction	262
8.2	Student Intake- Academic Year -2021/2022.....	262
8.3	Inauguration Ceremony For the student intake 2020/2021.....	264
8.4	Examinations conducted for the faculty in 2020.....	264
8.5	Visiting Lecturers in - 2021	265
8.6	Work Based Industrial Training.....	266
8.7	Faculty Board Meetings.....	266
8.8	Participation in Exhibitions and Competitions.....	266
8.9	General Convocation- 2021.....	266
8.10	The process on online delivery of Degree programmes offered by the Faculty during COVID -19 pandemic	266
8.10.1	Operating mechanism	266
8.10.2	Online Delivery Portal.....	266
8.10.3	Support and Concessions provided for online Learning and Teaching	267
8.10.4	Status of Online delivery.....	267
9	Faculty of Information and Communication Technology.....	268
9.1	Introduction	268
9.2	Student Intake- Academic Year -2021/2022.....	268
9.3	Examinations conducted for the faculty in 2021.....	270

9.4	Visiting Lecturers in 2021.....	270
9.5	Exemptions granted for B. Tech Students	271
9.6	Work Based Industrial Training.....	271
9.7	Faculty Board Meetings.....	272
9.8	General Convocation- 2021.....	272
9.9	The process on online delivery of degree programmes offered by the Faculty during COVID -19 pandemic	272
9.9.1	Operating mechanism	272
9.9.2	Support and Concessions provided for online Learning and Teaching	272
9.9.3	Status of online delivery.....	273
9.9.4	Level of success in delivery of programmes online	273
9.9.5	Fourth year for the degree programme	273
10	Staff Development Centre (SDC)	274
11	Admission, Accreditation and Quality Assurance Division	278
11.1	Introduction	278
11.2	Admission of the Students.....	278
11.3	Accreditation.....	278
11.4	Quality Assurance.....	278
11.4.1	Concise Quality Assurance Framework	278
12	Establishments Unit	282
12.1	New Recruitments -2021	282
12.2	Resignations/Vacation of Post/ Termination of Contract and Requirement of services 2021.....	283
12.3	Internal Promotions.....	284
12.4	Human Resource Development.....	284
13	Administration Division	286
13.1	Subdivisions.....	286
13.1.1	Transport Division.....	286
13.1.2	Cleaning Services	286
13.1.3	Security	286
13.1.4	Maintenance Division.....	286
13.2	Capital Works & Planning	287
13.2.1	Introduction	287
14	Revised Financial Statements.....	288
14.1	Statement of Financial Position.....	288

14.2	Statement of Financial Performance.....	290
14.3	Cash Flow Statement	291
14.4	Statement of changes in Net Assets.....	292
14.5	Statement of Comparison of Budget and Actual Amounts – 2021	293
14.6	Notes to the Financial Statements.....	294
14.6.1	General Policies	294
14.6.2	Assets & Bases of their valuation.....	295
	Property Plant and Equipment	295
14.6.3	Provision for Retiring Gratuity	297
14.6.4	Government Grants & Subsidies	298
14.6.5	Financial Performance Statement	298
14.6.6	Cash flow Statement	298
14.6.7	Disclosures	298
14.7	Notes to the Financial Statements.....	299
14.8	Trial Balance.....	312
15	Audit Report	318

LIST OF TABLES

Table 5.1: Capacity for Degree Programmes.....	244
Table 5.2: Capacity for Diploma Programmes.....	245
Table 5.3: Services of Student Services Unit and Technical Services Unit.....	245
Table 5.4: Members during 2021.....	246
Table 5.5: Details on Collection of Books.....	246
Table 6.1: Student Intake - Faculty of Engineering Technology for the academic year 2020/2021 Weekdays.....	247
Table 6.2: Student Intake - Faculty of Engineering Technology for the academic year 2020/2021 Weekends.....	247
Table 6.3: Student Intake - AL qualifications considered as entry qualification for different degrees.....	247
Table 6.4: Student Intake - Distribution of intake between NVQ and AL for different degrees.....	248
Table 6.5: Total Student population.....	248
Table 6.6: Examinations conducted for the Faculty in 2021.....	249
Table 6.7: Visiting Lecturers in- 2021.....	249
Table 6.8: General Convocation- 2021.....	252
Table 7.1: Students admitted under G.C.E. A/L and NVQ Stream in 2021/2022 academic year.....	253
Table 7.2: Student Intake 2017 - 2020.....	255
Table 7.3: Details of examinations conducted during year 2021- Bachelor of Technology in English Language Teaching.....	256
Table 7.4: Details of examinations conducted during year 2021- Bachelor of Education Technology.....	256
Table 7.5: General Convocation - 2021.....	256
Table 7.6: Academic Staff of the Faculty involved in Implementation of Degree Programmes in - 2021.....	257
Table 7.7: Summary of Visiting Staff of the Faculty in 2021.....	258
Table 7.8: Research Paper Details.....	259
Table 7.9: Faculty Board Meetings.....	260
Table 7.10: Faculty Board Meetings.....	261
Table 8.1: Degree programmes are offered by the Faculty.....	262
Table 8.2: Student Intake - Faculty of Industrial Technology for the academic year 2020/2021 Weekdays.....	263
Table 8.3: Student Intake - Faculty of Industrial Technology for the academic year 2020/2021 Weekends.....	263
Table 8.4: Student Intake - AL qualifications considered as entry qualification for different degrees.....	263
Table 8.5: Student Intake - Distribution of intake between NVQ and AL for different degrees (2020/21).....	263
Table 8.6: Total Student population.....	264
Table 8.7: Examinations conducted for the Faculty in 2020.....	264
Table 8.8: Visiting Lecturers in- 2021.....	265
Table 9.1: Degree programmes are offered by the Faculty.....	268

Table: 9.2: Student Intake – Faculty of Information and Communication Technology for the academic year 2020/2021 Weekdays	268
Table 9.3: Student Intake – Faculty of Information and Communication Technology for the academic year 2020/2021 Weekends	269
Table 9.4: Student Intake – AL qualifications considered as entry qualification for different degrees.....	269
Table 9.5: Student Intake – Distribution of intake between NVQ and AL for different degrees (2020/21)	269
Table 9.6: Students population of B. Tech. degree programmes offered by the Faculty	269
Table 9.7: Examinations conducted for the Faculty in 2021	270
Table 9.8: Visiting Lecturers in- 2021.....	270
Table 10.1: Details of Higher National Diploma-2020	274
Table 13.1: New Recruitment - 2021	282
Table 12.2: Summary of Resignation/Vacation of post/termination of contract/Retirement for – 2021	283
Table 13.3: Internal Promotions – 2021	284
Table 12.4: Training Programmes for the year 2021.....	285

LIST OF FIGURES

Figure 4.1: University Entrance Path.....	244
Figure 11.1: Summary of Recruitment	283
Figure 12.2: Summary of Resignations/Termination of the contract	284

1. Vice-Chancellor's Message

I am pleased to summarize the progress made in 2021 for the annual report of the University of Vocational Technology. There were significant developments achieved during the year from the process of student admission to graduation. The major achievement during the year is the launching of four (4) year special degrees for all the degree programs with a possible exit from the third year. This allows the unrestricted pathway for students to continue their vocational education up to the Ph.D. level in a combined pathway of NVQ and SLQF. Two new faculties namely the Faculty of Industrial Technology and the Faculty of Information and Communication Technology were established and made functional with the appointments of Deans. A new degree program on Bachelor of Translation Studies in the Faculty of Education Technology was initiated in the year 2021. In place of a manual filing system, an online database system for the admission process automating all tasks was implemented with the amendments to the admission guidelines. The admission opportunities in all four Faculties were expanded to ensure admission for over 1000 students. Eliminating errors in the assessments, a new grading system was introduced. Admission criteria were streamlined providing a fair platform for the admission of students. A comprehensive awareness program through print, electronic and social media was launched to enhance societal awareness of higher education opportunities available at the university of Vocational Technology.

An online assessment was streamlined introducing a guidebook with approved regulations and a code of practice for examiners and staff involved in the assessments. Assessment procedures were further improved through the automated dashboard for visualizing the distribution of grades/marks of assessments of students. A detailed policy framework was developed and introduced for the transfer of students from full-time to part-time degree programs. A lateral entry & exit policy was implemented in order to ensure lifelong education in the TVET sector. Quality assurance procedures were streamlined and strengthened in the university to improve the standards of the entire education system in the university.

Twenty-six (26) curricula and National Competency Standards were developed and forwarded to TVEC in order to support the developments of the TVET sector. A series of Webinars were conducted to enhance the quality of both academic and support staff in the university, university colleges and other TVET institutions. Several diploma and certificate programs including a Certificate in Teaching Quantity Surveying (CTQS), National Diploma in Training Centre Management were conducted to uplift the human resource in the TVET sector.

External collaborations to offer new degree programs were initiated and MOUs were signed with the Institute of Textile and Apparel for a joint B. Tech. degree in Textile and Apparel Technology, Institute of Tourism and Hospitality Management for a B. Tech. degree in Hospitality Management and National Institute of Plantation Management for a B. Tech degree in Plantation Crop management. In addition, an MOU was signed with Colombo Plan Staff College (CPSC) in the Philippines for the exchange of resources in teaching, training, and research. The IESL accreditation process was reinitiated and a consultant was

appointed for mapping curricula to support the improvements and application process for accreditation.

Work-based industrial training lasts for six months and is an important mandatory component of Bachelor of Technology programs. A comprehensive assessment scheme was developed to assess the work-based industrial training of students as this component is considered in the calculation of student's Grade Point Average (GPA). In the year 2021, work-based training was successfully carried out despite the Covid 19 situation in the country.

The database-driven Online Delivery Portal was introduced which provides up-to-date information on Programs offered online giving access to Online Dashboard with a mechanism to monitor working time and captured the physical location of the staff as well. University Academics, both internal and visiting were given the flexibility to offer lectures in the convenience of their homes. Even though the University closed for physical access during the lockdown periods, the University provided the necessary tools to access learning online, allowing remote working for an extended period with minimal disruption to operations.

The structure and the education modules were significantly improved in the Faculty of Education reflecting technology-based education with the revised curricula and renaming the degree programs. Curriculum development programs for all faculties were initiated and several critical issues were resolved to ensure the academic quality of the degree programs offered at the University of Vocational Technology.

In addition, all the statutory meetings including the Board of Governors, Academic Council, Board of Management & Board of Study of university Colleges were conducted online or physically as per the regulations.

It must be emphasized that despite the dormant or less vibrant academic environment, the University of Vocational Technology managed to secure a conducive teaching and learning environment in the University while supporting the overall human resource development in the TVET sector.

Senior Professor Ranjith Premalal De Silva
Vice-Chancellor
University of Vocational Technology

2. Board of Governors of the University -2021

Ex-Officio Members

Senior Professor Ranjith Premalal De Silva - Vice Chancellor, University of Vocational Technology

Mr. S A Liyanage	- Dean, Faculty of Education Technology
Dr. R L W Koggalage	- Dean, Faculty of Engineering Technology
Prof. R A C Jayalath	- Acting Dean, Faculty of Industrial Technology
Mr. H P A I Pathirana	- Acting Dean, Faculty of Information Technology
Ms. H W K Athaudage	- Additional Secretary (SSDP), State Ministry of Skills Development, Vocational Education, Research & Innovation
Mr. A N Hapugala	- Additional Director General, Department of Management Audit of the Ministry of Finance
Ms. A K E Chamila	- Deputy Director (Planning), Ministry of Education
Mr. S C Jagath	- Director General, Department of Technical Education and Training
Mr. Eranga Basnayake	- Chairman, Sri Lanka Vocational Training Authority
Mr. Tharanga Naleen Gamlath	- Chairman, National Apprentice and Industrial Training Authority

Appointed Members

Eng. S P A R S Jayathilake	- Academic Council Nominee
Major General Milinda Peiris	- Vice Chancellor, General Sir John Kotelawala Defense University
Senior Professor H D Karunaratne	- Department of Economics, Faculty of Management & Finance, University of Colombo
Eng. Sanath Panawennage	- Director General & CEO, Arthur C. Clarke Institute for Modern Technologies
Mr. B A D P S Samaranayake	- Former Deputy General Manager, Ceylon Shipping Corporation
Mr. S P Liyanarachchi	- No. 547, Akuregoda Road, Thalangama South, Pelawatta, Battaramulla

Mr. Jayantha De Silva	- 34/121, Attorney's Office Complex, Colombo 12
Mr. Nujjith R. Samarawickrama	- Managing Director, SPRYN Logistics (Pvt) Ltd
Eng. Jayavilal Meegoda	- The Institution of Engineers, Sri Lanka (IESL)
Eng. K M S B Rekogama	- Institution of Incorporated Engineers, Sri Lanka (IIESL)
Mr. Chandrarathna Vithanage	- Senior Assistant Secretary General, The Ceylon Chamber of Commerce
Ms. K G M Ranasinghe	- Senior Deputy Director (Human Resources), Board of Investment of Sri Lanka

3. Members of the Academic Council -2021

Internal Members

Senior Professor Ranjith Premalal De Silva - Vice Chancellor, University of Vocational Technology

Dr.R.L.W Koggalage	- Dean, Faculty of Engineering Technology
Mr. S A Liyanage	- Dean, Faculty of Education
Ms. M.Thenabadu	- Dean, Faculty of Industrial Technology
Mr. H P A I Pathirana	- Acting Dean, Faculty of Information Technology
Ms. N. Diyabedanage	- Director General, University of Vocational Technology
Prof.Chandana Jayalath	- Director, Staff Development Centre
Dr. M.P.K.C Nandapala	- Director, Admission Accreditation & Quality Assurance/ Head, Department of Construction Technology
Dr. (Ms) R.S Palliyaguru	- Head, Department of Quantity Surveying
Dr.J.Wettasinghe	- Head, Department of Mechanical & Manufacturing Technology
Dr.S.D.A Sanjeewa	- Head, Department of Electrical & Electronics Technology
Ms.Y.S Manathunga	- Head, Department of Education & Training
Ms.Dilini Ranasuriya	- Head, Department of Language Studies
Mr.U.A.S.Kamal Edirisinghe	- Head, Department of Agriculture & Food Technology
Ms. N.L.B Oshadie	- Head, Department of Management Studies
Ms. P. Madhavi Perera	- Head, Department of Building Services Technology
Mr.R.M.D.P Rathnayake	- Head, Department of Film & Television Production Technology
Ms.T.K Malwatte	- Acting Head, Department of Software Technology
Mr. R.M.C.A.B Rathnayake	- Acting Head, Department of Network Technology
Ms. S.G Nambuwasam	- Acting Head, Department of Multimedia & Web Technology

Dr.J.K.C Dissanayake	- Consultant, Department of Language Studies
Mr.M.J.R David	- Consultant, Department of Film & Television Production Technology
Dr. A.S.K.Warahena	- Senior Lecturer, Department of Mechanical & Manufacturing Technology
Dr.D.D.D.Suraweera	- Senior Lecturer, Department of Electrical & Electronics Technology
Ms.Padmashanthi Y.Gamage	- Senior Lecturer, Department of Education & Training
Mr.L.W.S.Kularatne	- Senior Lecturer, Department of Language Studies
Ms.J.K. Kanthi	- Senior Lecturer, Department of Electrical & Electronics Technology
Mr.S.P.A.R.S.Jayathilaka	- Senior Lecturer, Department of Electrical & Electronics Technology
Ms. W.C.C Sumathiratne	- Senior Lecturer, Department of Building Services Technology
Ms.Gayanthi Alahapperuma	- Senior Lecturer, Department of Mechanical & Manufacturing Technology
Ms. U.Sivachelvy	- Senior Lecturer, Department of Management Studies
Mr. H.A Seneviratne	- Senior Lecturer, Department of Multimedia & Web Technology
Ms. S.R.M.P Seneviratna	- Senior Lecturer, Department of Quantity Surveying
Ms. J.A.M.B Karunaratne	- Senior Lecturer, Department of Language Studies
Ms. A.A Gunawardena	- Senior Lecturer, Department of Language Studies

External Members

Prof. (Ms.) Shironica P. Karunanayaka - Professor in Education Technology, Faculty of Education,

The Open University of Sri Lanka

Dr.L.Ranathunga - Senior Lecturer, Department of Information Technology, Faculty of Information Technology, University of Moratuwa

Dr. Thanuja Ramachandra - Senior Lecturer, Department of Building Economics, University of Moratuwa

Mr.P.D Sarath Chandra

- Former Senior Lecturer (Mechanical Engineering) /
HOD (Mechanical Engineering), The Open University of
Sri Lanka

Members of the In Attendance

Mr.M.G Dharmasiri

- Senior Assistant Registrar, Examination & Evaluation
Centre

Ms.G.W.G Upamalika

- Senior Assistant Librarian

Ms.W.P.G.C Pramila

- Assistant Registrar, Faculties (Secretary)

4. University Profile

4.1 Introduction

The University of Vocational Technology was established under the Parliament Act No.31 of 2008, to the need and the national importance of making available opportunities for achieving a higher educational qualification who have acquired Technical and Vocational Education and Training (TVET). In order to ensure that the higher educational qualifications obtained by those who pursue such studies will earn a qualification recognized within and outside Sri Lanka.

At present, the University of Vocational Technology enrolls students with NVQ level 5 or relevant equivalent qualifications. Persons having said qualifications are different from G.C.E Advanced Level qualified students as they have gone through a diploma level technology programme with substantial industry exposure. Thus, within the undergraduate programmes, students are given higher theoretical knowledge in their specialization and are exposed to gain practical experience with new technological equipment in laboratories. They also achieve an industrial training of six months as undergraduate trainees during the fifth semester of the programme. Having been technologically enriched through these activities, students will complete a project during the final semester which would be product oriented and mostly based on industry requirements.

Since 2017, students are enrolled to facilitate the higher education avenue to those who have followed GCE A/L in Technology Stream.

4.2 Vision

To be The Leader in Vocational and Technological University Education and Research in South Asia.

4.3 Mission

- I. To provide lifelong learning opportunities for all with aspirations to achieve professional excellence.
- II. To network with global TVET sector, academia and industry.
- III. To be a catalyst in sustainable socio-economic development of the country.

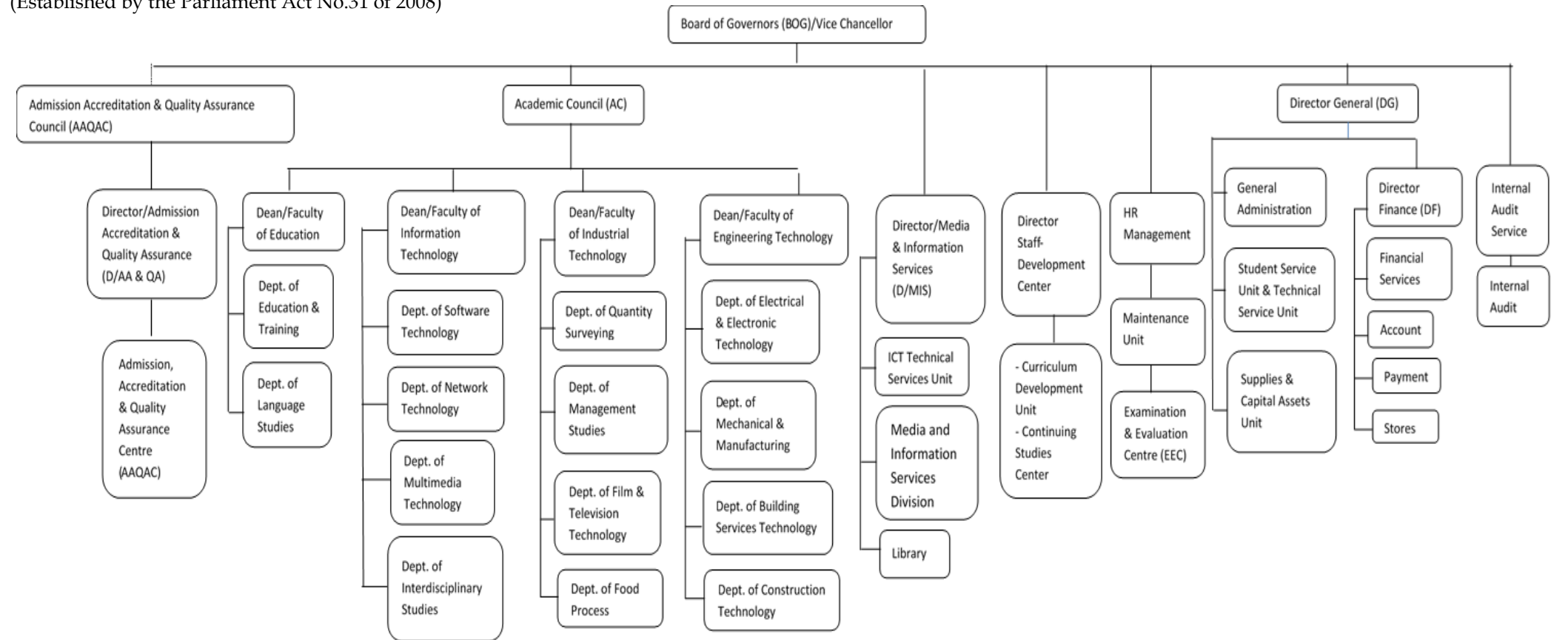
4.4 The Objectives of the University

- To assist in the progressive development of students in TVET system based on their aptitudes and abilities to acquire university education.
- To provide pedagogical training for those undergoing training while serving in the Technical and Vocational Education sector and industry.
- To assist in the development of course curricular for Technical and Vocational Education and Training.
- To provide courses of study for middle level technical personnel having qualifications acceptable for admission to the University.
- To provide courses of study for those with National Vocational Qualifications (NVQ) to upgrade their competency and acquire academic qualifications.
- To provide extension courses on continuing professional development.
- To provide extension services to the public including institutions, in the construction, manufacturing and service sector.

4.5 Organization Structure of the University

ORGANIZATIONAL STRUCTURE OF UNIVERSITY OF VOCATIONAL TECHNOLOGY

University of Vocational Technology
(Established by the Parliament Act No.31 of 2008)



*Six University Colleges under UOVT - Rathmalana, Matara, Kuliyaipitiya, Anuradhapura, Batangala, Jaffna / Head of the Institution CEO/Director

5. Student Profile

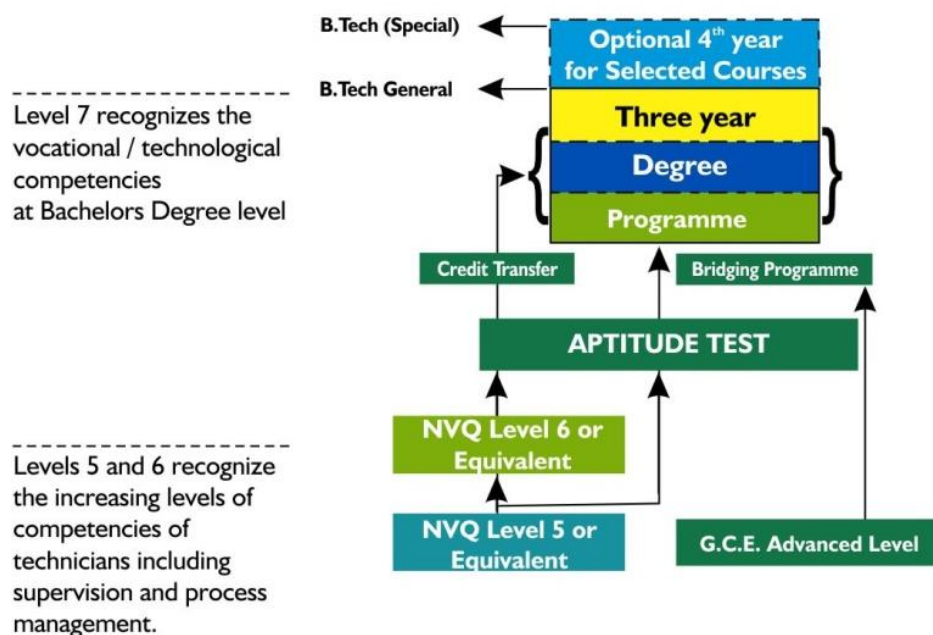


Figure 4.1: University Entrance Path

University of Vocational Technology enrolls students with NVQ level 5 or equivalent qualifications and G.C.E Advanced Level qualification in the specified streams. Within the undergraduate programmes, students are given higher theoretical knowledge in their specialization and are exposed to gain practical experience with new technological equipment in laboratories. They also achieve an industrial training of six months as undergraduate trainees during the fifth semester of the programme. Having been technologically enriched through these activities, students will complete a project during the final semester which would be product oriented and mostly based on industry requirements.

5.1 Capacity for Degree Programmes

Table 5.1: Capacity for Degree Programmes

	Degree Programme	Weekdays (B1)	Weekend (B2)	Total
1	B. Tech. In Media Art Production Technology	40		40
2	B. Tech in Film & Television Technology		40	40
3	B. Tech. In Manufacturing Technology	40	40	80
4	B. Tech. In Building Services Technology	40	40	80
5	B. Tech. In Food Process Technology	40	40	80
6	B. Tech. In Construction Technology & Resource Management	40	40	80
7	B. Tech. In Industrial Management	40	40	80

	Technology			
8	B. Tech. In Software Technology	40	40	80
9	B. Tech. In Network Technology	40	40	80
10	B. Tech. In Multimedia & Web Technology	40	40	80
11	B. Tech. In Mechatronics Technology	40	40	80
12	B. Tech in Quantity Surveying		40	40
13	B.Ed. In Technology		40	40
14	B. Ed. In English Language Teaching	40	40	80
15	Bachelor of Hotel Management		40	40
Total		440	560	1000

5.2 Capacity for Diploma Programmes

Table 5.2: Capacity for Diploma Programmes

#	Programme Name	Capacity
1	National Diploma in Teachers Training Education	260
2	Training of Assessors	250
3	Industrial Training Management	120
4	Training Centre Management	120
5	TOT Developing Quality leaders in TVET System	125

5.3 Facilitation for Students

5.3.1 Student Services Unit & Technical Services Unit

The main objective of these Units is to facilitate students with effective & efficient supportive services to continue their studies in fruitful manner. Both Units are opened every Academic-day of the year to provide following services.

Table 5.3: Services of Student Services Unit and Technical Services Unit

Student Services Unit	Technical Services Unit
<ul style="list-style-type: none"> • Maintenance of personal records • Issuing following/ studentship confirmation letters • Issuing ID cards • Maintenance of attendance records • Processing for medicals • Dissemination of information/statistics for relevant parties • Maintenance of the EMIS 	<ul style="list-style-type: none"> • Allocation of class rooms and laboratories • Facilitating learning materials for class rooms • Issuing lockers for students • Providing Technical assistant for Academic activities

In addition to above services, Student Services Unit maintains an Information Desk in order to provide all required information on degree programmes to public individuals who visit University.

5.3.2 Library

The UoVT Library is a non-academic library that serves tertiary education. It is one of the most comprehensive technical libraries in Sri Lanka. Providing access to over 27704 volumes and some journals, it functions as the primary information sources for students, staff, professionals and four faculties of the university. With a view to providing an ever improving service, the knowledge base as well as the access and facilities of the library are continually enriched.

The library is easily accessible and study areas, facilities and information services are design to create a reader friendly atmosphere. Knowledgeable library staff members are available to assist readers, whether they are looking for in depth database research, or simply a book or any other reference needs.

Table 5.4: Members during 2021

Full Time Student	1834
Part Time Students	2283
Academic Staff Members	42
Non Academic Staff Members	133

Table 5.5: Details on Collection of Books

Collection of Books	27755
Names of Periodicals Available in the Library	Time. National Geographic, Fortune, Readers Digest, Film fair Digit
Collection of Students Projects Reports	218

- Electronic Library was established with 20 new computers.
- Start the Koha Data base for main Library ant more than 17000 titles can search.

5.3.3 Hostel Facilities

The university has two hostels to offer accommodation. These hostels are situated in the university premises. Hostel facilities are provided for a limited number of students by the university. First year students are given priority in the selection process in order to be of more assistance to their studies. Hostels are offered on full time basis as well as daily basis. Hostels are administered by two members of the academic staff and two sub-wardens. In addition, there are other staff members to help in the administration. All hostels are equipped with able staff to handle daily services.

6. Faculty of Engineering Technology

6.1 Student Intake - 2020/2021

Aptitude test to select students for the two batches (Weekday and Weekend) of the programmes of B. Tech. in Manufacturing Technology, Mechatronics Technology, Building Services Technology and Construction Technology & Resource Management was conducted on 01st February 2021. Based on the performance of the Aptitude test students will admit for the academic year 2020/2021. In this academic year for weekday batches after giving priority to student having National Vocational Qualification level 5 / 6 or equivalent qualifications available vacancies were filled with students with GCE Advanced level qualifications to run the programme in full capacity. GCE A/L students were selected based on their Z-score. Details of Advanced level streams considered as entry qualifications for the respective degrees and number of students admitted and Number of students admitted from NVQ and GCE (A/L) are following. Total of 381 students were admitted for Academic Year 2020/2021 for the Faculty.

Table 6.1: Student Intake - Faculty of Engineering Technology for the academic year 2020/2021 Weekdays

#	B. Tech. Degree Programme	No. of Students registered
1.	B. Tech. in Building Services Technology	46
2.	B. Tech. in Mechatronics Technology	51
3.	B. Tech. in Manufacturing Technology	43
4.	B. Tech. in Construction Technology & Resource Management	51
<i>Grand Total registered in the Faculty of Engineering Technology for weekday programmes</i>		191

Table 6.2: Student Intake - Faculty of Engineering Technology for the academic year 2020/2021 Weekends

#	B. Tech. Degree Programme	No. of Students registered
1.	B. Tech. in Building Services Technology	57
2.	B. Tech. in Mechatronics Technology	41
3.	B. Tech. in Manufacturing Technology	42
4.	B. Tech. in Construction Technology & Resource Management	50
<i>Grand Total registered in the Faculty of Engineering Technology</i>		190

Table 6.3: Student Intake - AL qualifications considered as entry qualification for different degrees

#	B. Tech. Degree Programme	AL Stream considered
1.	B. Tech. in Building Services Technology	Engineering Technology
2.	B. Tech. in Mechatronics Technology	Engineering Technology
3.	B. Tech. in Manufacturing Technology	Engineering Technology

4.	B. Tech. in Construction Technology & Resource Management	Engineering Technology
----	---	------------------------

Table 6.4: Student Intake – Distribution of intake between NVQ and AL for different degrees

#	B. Tech. Degree Programme	NVQ	AL
Weekday			
1.	B. Tech. in Building Services Technology	13	33
2.	B. Tech. in Mechatronics Technology	18	25
3.	B. Tech. in Manufacturing Technology	36	15
4.	B. Tech. in Construction Technology & Resource Management	44	07
Weekend			
5.	B. Tech. in Building Services Technology	57	--
6.	B. Tech. in Mechatronics Technology	41	--
7.	B. Tech. in Manufacturing Technology	42	--
8.	B. Tech. in Construction Technology & Resource Management	50	--

6.2 Inauguration Ceremony For the student intake 2021/2022

The inauguration ceremony of academic year 2021 had to be postponed due to the pandemic (it will be held in Mid- March 2022).

Similarly, the orientation programme, and the orientation Programme of the Academic Year 2021/2022 also had to be postponed. (It would be held in Mid- March 2022)

The inauguration ceremony of academic year 2020 had to be postponed due to the pandemic (it was held on 09th of March 2021).

Details of students population of B. Tech. degree programmes offered by the Faculty.

Table 6.5: Total Student population

Title of the Degree Course	Year of Registration							
	2017 - Weekday	2017 - Weekend	2018 - Weekday	2018 - Weekend	2019 - Weekday	2019 - Weekend	2020 - Weekday	2020 - Weekend
Building Services Technology	37	33	41	58	52	52	52	52
Manufacturing Technology	42	17	42	31	49	30	49	30
Mechatronics Technology	45	22	53	55	40	39	40	39
Construction Technology & Resource Management	41	63	45	70	45	65	45	65
Batch Total	165	135	181	214	186	186	186	186

6.3 Examinations conducted for the Faculty in 2021

Details of examinations conducted during year 2021 for both weekday and weekend batches

Table 6.6: Examinations conducted for the Faculty in 2021

#	B. Tech. Degree Programme	Year of First Registration	Mode of conduct	Semester End Examination
1.	Building Services Technology	2017	Weekday	Semester 6
	Mechatronics Technology			
	Manufacturing Technology			
	Construction Technology & Resource Management			
2.	Mechatronics Technology	2018	Weekday & Weekend	Semester 4
	Manufacturing Technology			
	Building Services Technology			
	Construction Technology & Resource Management			
3.	Mechatronics Technology	2019	Weekday & Weekend	Semester 2
	Manufacturing Technology			
	Building Services Technology			
	Construction Technology & Resource Management			
	Manufacturing Technology			
	Building Services Technology			
	Construction Technology & Resource Management			

6.4 Visiting Lecturers in 2021

Faculty is obtaining services of visiting lecturers and resource persons due to the following;

- Shortage of permanent academic staff
- To establish better linkages with industry and academia of other universities and higher education institutions

Details of visiting lecturers employed by the faculty for all degree programmes.

Table 6.7: Visiting Lecturers in- 2021

#	Degree Programme	Year of first Registration	Mode of Conduct	Semester	No. of Visiting Lecturers
01	B. Tech. in Mechatronics Technology	2017/2018	B1		
		2017/2018	B1	6	6
		2017/2018	B2	6	6
		2017/2018	B2		
		2018/2019	B1	4	4
		2018/2019	B2	4	8
		2018/2019	B1	6	6
		2018/2019	B2	6	7
		2018/2019	B1		
		2018/2019	B2		
		2019/2020	B1	2	5
		2019/2020	B2	2	5
		2020/2021	B1	1	4
2020/2021	B2	1	7		
02	B. Tech. in Manufacturing Technology	2017/2018	B1		1
		2017/2018	B1	6	5
		2017/2018	B2	6	5
		2017/2018	B2		0
		2018/2019	B1	4	5
		2018/2019	B2	4	6

		2018/2019	B1	6	4
		2018/2019	B2	6	5
		2018/2019	B1		0
		2018/2019	B2		0
		2019/2020	B1	2	5
		2019/2020	B2	2	5
		2020/2021	B1	1	4
		2020/2021	B2	1	4
03	B. Tech. in Building Services Technology	2017/2018	B1		2, Final Year Project
		2017/2018	B1	6	7
		2017/2018	B2	6	7
		2017/2018	B2		2, Final Year Project
		2018/2019	B1	4	9
		2018/2019	B2	4	9
		2018/2019	B1	6	7
		2018/2019	B2	6	7
		2018/2019	B1		8, Final Year Project
		2018/2019	B2		9, Final Year Project
		2019/2020	B1	2	3
		2019/2020	B2	2	5
		2020/2021	B1	1	3
		2020/2021	B2	1	7
04	B. Tech. in Construction Technology & Resource Management	2017/2018	B1		3, Final Year Project
		2017/2018	B1	6	5
		2017/2018	B2	6	5
		2017/2018	B2		8, Final Year Project
		2018/2019	B1	4	3
		2018/2019	B2	4	3
		2018/2019	B1	6	5
		2018/2019	B2	6	5
		2018/2019	B1		5, Final Year Project
		2018/2019	B2		12, Final Year Project
		2019/2020	B1	2	6
		2019/2020	B2	2	6
		2020/2021	B1	1	3
		2020/2021	B2	1	3

6.5 Exemptions granted for B. Tech Students

Exemptions were granted to students based on the policy on granting exemptions approved by the Academic Council. Students were considered to be eligible for exemptions only if they had NVQ 6 diploma or equivalent or higher qualification. Exemptions were granted for modules provided that the student has successfully completed the equivalent subject at diploma level. Students were required to produce original transcript of the Diploma as evidence.

Students who sought exemptions had to apply under two categories. Students in Category 01 were granted exemption from attending lectures and practical classes and all assessments including semester end examination. However his/her performance in the particular module was considered to be equivalent to simple pass for the purpose of calculating GPA. Students fell into category 02 were granted exemptions from attending lectures and practical classes. But they were required to complete the continuous assessments and sit for the semester end examinations. Consequently, performance levels that the students achieved at those evaluations were counted for their GPA calculation.

Further, as per exemption policy those students who had applied and got eligible to get exemptions of the whole semesters were granted. Those who were granted the exemptions for the whole first year were given chance to join the degree from the second year. Those who were granted the exemptions for the whole first semester were given chance to join the degree from the second semester For other students module exceptions were granted base on exemption policy as per their requests.

6.6 Work Based Industrial Training

Work based industrial training is an important mandatory component of Bachelor of Technology programmes, which lasts for six months. This module is offered in semester 5. Students are placed in industry in collaboration with National Apprentice & Industrial Training Authority under its undergraduate training placement scheme. Comprehensive assessment scheme was developed to assess the work based industrial training of students as this component is considered in calculation of students Grade Point Average (GPA).

6.7 Faculty Board Meetings

Meetings of the Faculty Board were conducted on each month. Total of 09 meetings were held during 2021.

6.8 Targets in 2022

- The University is taking steps to increase the intake enabling more students to get enrolled in higher education.
- Commencement of special degree as fourth year of all degree programmes has been planned.

6.9 Participation in Exhibitions and Competitions

- International Research Symposium - 2021 - (14th December, 2021)
- Annual Research Symposium, SLAAS/SLIC Conference - FITI 2021 organized by Sri Lanka Association for the advancement of science
- National Engineering Research Symposium NERS 2020 organized by National Engineering Research and Development centre of Sri Lanka (10th December 2020)

6.10 Academic Activities

- **Curriculum development meetings to Develop 4th year curriculum for**
 - B. Tech. in Mechatronics Technology
 - B. Tech. in Manufacturing Technology
 - B. Tech. in Building Services Technology
 - B. Tech. in Construction Technology & Resource Management
- **IESL Accreditation Application preparation process**

6.11 General Convocation- 2021

Convocation of the University was not held for the year 2020 and 2021 due to the pandemic and it is planned to conduct on the 20th of April 2022. It is expected that there will be 116 graduates from the Faculty of Engineering Technology. The number of graduands approximately will be as follows.

Table 6.8: General Convocation- 2021

Title of the Degree Course	No. of Graduands
B. Tech. in Building Services Technology	30
B. Tech. in Mechatronics Technology	25
B. Tech. in Manufacturing Technology	25
B. Tech. in Construction Technology & Resource Management	36
Batch Total	116

7. Faculty of Education Technology

The Faculty of Education of the University of Vocational Technology was established in 2020 with the restructuring of the Faculties that added two new faculties. The Faculty of Education focuses on conducting academic programmes in education, teaching and training technology.

The Faculty provides a number of undergraduate programmes for those interested in pursuing higher education, leading to B.Ed. degrees in ELT and a number of technological areas for NVQ level 5 or 6 qualified students, for those who serve government and private sector training institutes as trainers/teachers, and for Advanced Level (A/L) qualified students. The programs are offered with the intention of opening pathways for trainers in order to develop their knowledge, skills and attitudes to a higher level so that they will be able to perform better at work places, and pursue in relevant higher studies.

These degree programmes are specially designed for those who have passed out from University Colleges, Colleges of Technology (CoTs), teachers in schools and TVET institutes and for others holding the required diploma level qualifications. In addition, the Faculty has taken steps to provide opportunities for A/L qualified students too to enroll for the programmes. However, the priority is given to the NVQ qualified students.

A Foundation programme has been designed for bridging the core knowledge, skills and attitudes in basic modules such as Mathematics, English and Information and communication Technology which are conducted for one month at the commencement of each programme as the students are from different backgrounds.

7.1 Students enrolled from GCE A/L Stream

As a policy decision, the Faculty would not enroll students for the B.Ed. Tech programmes from GCE Advanced Level stream from 2020 for the weekday programme (B1). For the B2, that is the weekend programme, students have been enrolled from NVQ stream as usual. There have been sufficient number of students from the NVQ stream for the B.Ed. in ELT programme, and therefore no students have been enrolled from the GCE /AL stream.

It has been decided by the Academic Council and measures have been taken to enroll students for the B.Ed. Tech programme (B1) from the trainers of TVET with NVQ Level 5 or 6 qualifications for the Academic year 2021/2021. The aptitude test was conducted, and the registration of students will be in Mid-February 2022.

Table 7.1: Students admitted under G.C.E. A/L and NVQ Stream in 2021/2022 academic year

Year of Registration - 2021			
Title of the Degree Programme	Weekday (B1)	Weekend (B2)	Total
Bachelor of Education in Technology	50	50	100
Bachelor of Education in English Language	50	50	100

Teaching			
Bachelor of Translation Studies	50	50	100
Total	150	150	300

(It should be mentioned here that the process had to be postponed due to the Pandemic and would complete in early 2022)

7.2 Inauguration, Orientation and the Foundation Programme

The inauguration ceremony of academic year 2021 had to be postponed due to the pandemic (it will be held in Mid- March 2022).

Similarly, the orientation programme, and the orientation Programme of the Academic Year 2021/2022 also had to be postponed. (It would be held in Mid- March 2022)

The inauguration ceremony of academic year 2020 had to be postponed due to the pandemic (it was held on 09th of March 2021).

7.3 Faculty of Education-Our Reaction to COVID 19

The trauma caused by COVID 19 to the entirety of human activity has been unprecedented and the whole world has been a standstill resulting in no access to any services for a considerable time and the institutes in the field of education are no exception.

Faculty of Education too was compelled to shut down. Nevertheless, we wasted virtually no time to go VIRTUAL and took the challenge in good spirits. The challenge was literally the biggest thus far in our decade long history as all our courses have been delivered face to face despite blended learning mode featured occasionally.

Mustering all resources during this difficult hour of the country for this purpose- to go virtual- was a near impossibility, but we were inspired by the maxim; nothing is impossible to willing mind. Further, the new leadership set the positive tone, confirming again that “leader matters and it matters the most. We, the first state Technological University in Sri Lanka, would not allow any force, regardless of its magnitude, to hinder our functions.

The Faculty resorted to the repeatedly proven four stage approach of PDCA: PLAN DO CHECK ACT

We first understood the imperative: The closure of the institute. Measures were taken to see that the premises would be clinically ready to welcome the students at the earliest possible moment.

Pool your heads in a crisis for solution. They say. The experts were summoned. Their ideas were pooled. A committee was established. Ideas travelled to and fro virtually. Curfew was not a hindrance to the virtual pathways. Deans and the Heads bombarded mails to all and sundry. Others responded. All have been apart physically, but played a vital part virtually.

With able guidance from the experts, all module coordinators were guided to organize their lessons to be delivered through the UNI-Moodle facilitated LMS environment. They are performing overtime to meet the challenge gracefully. They now know before complaining one should comply.

The steps were as follows:

- The LMS Administrators designed the “pages” for all modules.
- The Module Coordinators/ Lecturers developed and organized the contents, activities, and assessments to be delivered through Uni-LMS.
- The ICT Division ensured uninterrupted access and user-friendly interfaces of the UNI -Website for students and lecturers
- The Heads of Departments with the support of LMS administrators ensured that all students received their user names and passwords for the LMS.
- The Heads of Departments sent Comprehensive set of guidelines on the new mode of delivery and the revised time table that will ensure the functions of the Faculty on par with others. Special attention is paid for educating them about online submission of assessments and related rules.
- The Experts of Computer Assisted Learning and the Deans are having constant dialogue with the lecturers on how resources such as simulations be developed for practical components, and using modern interactive tools for contacting the students for enhanced collaborative learning, to compensate the unavailability of face to face sessions.

Admin Divisions too are being restructured and reengineered to complement the new digitally connected working environment.

A summary of student intake for all BEd Tech and BEd ELT degree programmes is given in the following table.

Table 7.2: Student Intake 2017 - 2020

Title of the Degree Programme	Year of Registration						2020	Week days	Week ends	Weekday and Week ends
	2017		2018		2019					
	Week days	Week ends	Week days	Week ends	Week days	Week ends				
Education in Technology	45	16	33	30	--	24	--	52	100	
Education in English Language Teaching	--	30	46	48	52	72	62	54	100	
Bachelor of Translation Studies	-	-	-	-	-	-	-	1	100	
Batch Total	45	46	79	78	52	96	62	106	(2x150)	
Year Total	91		157		148		168	300		

Details of examinations conducted during year 2021 for both weekday and weekend batches are given below.

Table 7.3: Details of examinations conducted during year 2021- Bachelor of Technology in English Language Teaching

Degree Programme	Year of First Registration	Batch	Completed Semester End Examination	Present Status	
Bachelor of Technology in English Language Teaching	2017	Weekend	Semester V	20.03.2021	03.04.2021
	2017	Weekend	Semester VI	13.11.2021	14.11.2021
	2018	Weekdays & Weekend	Semester V1	03.12.2021	12.12.2021
	2019	Weekdays & Weekend	Semester II	03.12.2021	12.12.2021
	2020	Weekdays & Weekend	Semester I	17.12.2021	31.12.2021

Table 7.4: Details of examinations conducted during year 2021- Bachelor of Education Technology

Degree Programme	Year of First Registration	Batch	Semester End Examination	Present Status
Bachelor of Education Technology	2017	Weekday	Semester V1	Results released
	2017	Weekend	Semester VI	Results to be released
	2018	Weekdays & Weekend	Semester V	Semester vi in progress
	2019	Weekend	Semester 3	Semester vi in progress
	2020	Weekend	Semester I	Semester ii in progress

7.4 General Convocation - 2021

General Convocation of the University was not held for the year 2020 and 2021 due to the pandemic and it is planned to conduct on the 20th of April 2022. It is expected that there will be 60 graduates from the Faculty of Education. The number of graduands approximately will be as follows.

Table 7.5: General Convocation - 2021

Title of the Degree Course	No. of Graduands
Bachelor of Education Technology	25
Bachelor of Technology in English Language Teaching	35
Batch Total	

7.5 Details of Academic Staff

The permanent academic staff members of the Faculty shown below were involved in delivering lectures conducting practical sessions, preparing and evaluating assignments and setting question papers, marking answer scripts and organizing and implementing all other activities, pertaining to the educational programmes.

Table 7.6: Academic Staff of the Faculty involved in Implementation of Degree Programmes in – 2021

#	Name & Designation	7Course	Module / Subject
1.	Mr. S A Liyanage Dean Senior Lecturer Gr. II	B. Ed. (ELT)	1. Computer Assisted Language Learning 2. Professional Development 3. Final Year Projects
2.	Dr. J K C Dissanayake Consultant	B. Ed. (ELT)	1. Introduction to Literature 2. Poetry 3. Drama
3.	Mr. L W S Kularatne Senior Lecturer Gr. II	B.Ed (ELT)	1. Review of Learning English 2. Literature in Language Classroom 3. Teaching Writing
4.	Ms. Y G. Padma Shanthi Senior Lecturer Gr. II	B. Ed. Tech B. Ed. (ELT)	1. Career Guidance and Counselling 2. Teaching Learning Methods I & II 3. Final Project Supervision
5.	Ms. Y S Manatunge Senior Lecturer Gr. II Head, Education & Training	B.Ed.(ELT) B. Ed. Tech. B.Tech (ICT)	1. Educational Psychology 2. Psychology for Professionals 3. Instructional Media 4. Professional Development 5. Research Supervision
6.	Ms. L H D L Ranasuriya Senior Lecturer Gr. II Head, Language Studies	B.Tech. (ICT)) B.Ed.(ELT)	1. Language Testing and Evaluation 2. English for Specific Purposes 3. Communication Skills 4. Advanced Communication
7.	Ms. J A M B Karunaratne Senior Lecturer Gr. II	B.Ed. (ELT) B.Tech (MAPT)	1. Communication Skills in English I & II 2. Teaching Reading 3. Applied Linguistics 4. Supervision of ELT Projects
8.	Ms. A A Gunawardhana Lecturer (Probationary)	B.Ed.(ELT) B.Tech (ICT)	1. Introduction to Linguistics 2. Introduction to English Language 3. Structure of English 4. Supervision of ELT Projects
9.	Ms. K T P C Somarathna	B.Ed.(ELT)	1. Fiction 2. Language Testing and Evaluation
10.	Mr. S A N Danushka Teaching Assistant	B.Ed. Tech B.Ed.(ELT)	1. Philosophical & Social Foundation in Education 2. Assessment of Learning 3. Instructional Media 4. Curriculum Development, Implementation and

			Evaluation 5. Educational Management
--	--	--	---

Table 7.7: Summary of Visiting Staff of the Faculty in 2021

Degree Programme	Year of Registration	Batch	Semester	No. of Visiting Lecturers
B.Ed. in English Language Teaching	2020/21	Weekdays	2	2
		Weekend	2	5
	2020/21	Weekdays	1	1
		Weekend	2	1
B.Ed. in Technology	2020/21	Weekend	1	1
	2018/19	Weekend	6	1

7.6 Examinations Granted for B. Tech students

Policy on granting exemption was developed. Students were considered to be eligible for exemptions only if they had NVQ 6 diploma or equivalent or higher qualification. Exemptions were granted for modules provided that the student has successfully completed the equivalent subject at diploma level. Students were required to produce original transcript of the Diploma as evidence.

Students who sought exemptions had to apply under two categories. Students in Category 01 were granted exemption from attending lectures and practical classes and all assessments including semester end examination. However his/her performance in the particular module was considered to be equivalent to simple pass for the purpose of calculating GPA. Students fell into category 02 were granted exemptions from attending lectures and practical classes. But they were required to complete the continuous assessments and sit for the semester end examinations. Consequently, performance levels that the students achieved at those evaluations were counted for their GPA calculation.

7.7 Industrial Training

Industrial training is an important component of Bachelor of Technology programmes, which lasts for six months. After restructuring the curriculum structure, this module is offered in semester 5. Students are placed in industry in collaboration with National Apprentice & Industrial Training Authority under its undergraduate training placement scheme. The training that had been planned during 2020 has to be taken forward to 2021 due to restrictions imposed due to the Pandemic. It should be noted here that this component of the courses were amended to address the issues caused by the pandemic to a manageable level to make sure the courses could be completed as scheduled, yet without compromising the quality of the programmes.

7.8 Industrial Liaison Committees

Industrial liaison committee for the Faculty has been formed anew and it is intended to get the committee's observations on improvements to be made to the curricula and course delivery.

7.9 Curriculum Revision of the Degree Programmes

The first circle of curriculum revision of all the degree programmes offered by the Faculty has been completed by the end of year 2017. The revised curricula of all the degree programmes offered by the Faculty have been implemented from 2019.

7.10 Research

All academic staff members including the newly recruited members of the Faculty have been conducting research activities. Those who submitted proposals in 2018 have completed their research and submitted reports to the University. They have submitted new proposals to be carried out in the year 2019. Some of the staff to engage in submitting papers to local and international journals as well. Further most of the Faculty staff has supervised research studies undertaken by the students of the Faculty.

7.10.1 Research Symposium

The annual research symposium of the University was held on 14th December 2021 at University Auditorium.

The details of the research papers presented in this symposium from this Faculty are as follows.

Table 7.8: Research Paper Details

#	Name	Proposal Name
1.	R.M.A.C.Rajakaruna, Padma Shanthi Y. Gamage	Challenges in Using Online Learning Platforms by Undergraduates of the University of Vocational Technology during Early Covid-19 Pandemic Period
2.	A.W.K.G. Wijesingha, L.H.D.L,Ranasuriya	Effectiveness in Online Reading during Covid-19
3.	T.K.Malwatta, L.W.S..Kularatne	Online Course Delivery During Covid -19 Pandemic in Sri Lankan Universities: Students' Perspectives
4.	D.D.D.Suraweera, L.W.S. Kularatne	A Follow up Study on the Career Progression of the First Batch of Graduates of University of Vocational Technology - After a Decade
5.	N.L.B.Oshadie, Dilini Ranasuriya, Jayalal Wettasinghe	Contribution of Technical and Vocational Education in Poverty Reduction: A Case from University of Vocational Technology
6.	A.W.K.G. Wijesingha, L.H.D.L. Ranasuriya	Establishing Job Market Opportunities via Social Networking Sites
7.	Pragash Mithulaa, Padma Shanthi Y. Gamage	Factors Influencing the Classroom Climate on Academic Performance
8.	G.G.W.E. Kumaradasa, Padma Shanthi Y. Gamage	Factors Influencing the Usage of Physical Resources on Academic Performance
9.	M.P.S.P Dias, S.B.C.	Ground Reality of Emergency Remote Teaching during

	Rangana, J. A. M. Buddhima Karunarithna, A. A. Gunawardana	Covid 19 Pandemic: Experiences of Teachers of English in Uva Province, Sri Lanka
10.	M. M. N. Sarfa, S. A. N. Danushka	Impact of Formative Assessment Mode on Summative Assessment of Upper-Secondary School Students
11.	D.S. Premarathne, L.H.D.L. Ranasuriya	Online Teaching in ELT Class Room - A Survey on Government English Language Teachers of Sri Lanka
12.	D. K. Chathumi Nawanjana, Y.S. Manathunge, Prasanna Illankoon	Technology Teachers' Professional Satisfaction and Working Environment

7.11 Faculty Board Meetings

The meetings of the Faculty board were not held each month due to the restrictions imposed due to the pandemic but the Faculty Board met adequately through the online mode and the details are as follows.

Table 7.9: Faculty Board Meetings

Faculty Board Meeting Number	Month	Date of Conduct
08	January	13-01-2021
09	February	11-02-2021
10	March	25-03-2021
11	May	18-05-2021
12	July	08-07-2021
13	August	12-08-2021
14	September	09-09-2021
15	October	15-10-2021
16	November	19-11-2021
17	December	16-12-2021

7.12 Details of Student Representatives

Ms. Shanika De Silva (B.Ed.ELT) & Mr. L.G.N.S. Gamage had been appointed as student representative of the Faculty Board of Faculty of Education.

7.13 Student Activities/Achievements

Other than the Student Research Session: 2020 organised by the faculty there was no any special activities that the students could participate as the University had been closed for students as well as teachers most of the time, even though lectures were conducted on line.

7.14 Staff Recruitments

Following staff member was recruited to the Faculty in 2021

Table 7.10: Faculty Board Meetings

#	Name	Designation	Date of Appointment
1.	Ms. K.T.P.C. Somarathna	Lecturer (Probationary)	03-05-2021

7.15 Targets in 2021

As per a policy decision by the University, a new Faculty named Faculty of Information Technology was established from December 2019 and the degree programmes of ICT and Management Studies were to be offered by the new Faculty. The Departments of Language Studies and Education and Training remain in the Faculty that was renamed as the Faculty of Education. The degree programmes that are offered by the Faculty in the year 2021 will be offered with more emphasis on quality assurance and maintenance of provision of maximum benefits to the students. Commencement of special degree as fourth year of all programmes has been planned. The challenges caused by the Pandemic are being handled quite satisfactorily offering the courses online and arranging physical sessions of practicals and examinations, allowed in the university premises for a limited number of students and conducted under strict health guidelines.

7.16 New Programmes

7.16.1 Postgraduate Programmes

A Masters programme in Education Management that was intended to be commenced in the year 2020 was postponed as per a decision taken by the Academic Council to introduce forth year studies of all degree programmes before introducing Masters level programmes. The online mode of delivery of all Academic programmes is to be enhanced. The University is taking steps to increase the intake enabling more students to get enrolled in higher education.

7.16.2 A Scholarship Programme for TVET Trainers

It will also be suggested to the Ministry that the Department of Education and Training under the Faculty of Education is prepared to offer 40 scholarships to the Instructors/trainers with NVQ Level 5 and 6 qualification to follow the B.Ed. in Technology in the weekday (B1) programme from 2021 Academic Year. The prospective students will register for the said programme in Mid –March 2022.

8. Faculty of Industrial Technology

8.1 Introduction

Faculty of Industrial Technology was established December, 2019 and in January 2021 with the appointment of Dean, functions of the faculty have become formalized.

Faculty has four Departments:

1. Dept. of Agriculture and Food Technology
2. Dept. of Quantity Surveying
3. Dept. of Film and Television Production Technology
4. Dept. of Management Studies

Table 8.1: Degree programmes are offered by the Faculty

#	Degree	Offer mode
1.	B.Tech in Quantity Surveying	Weekend Programme(B2)
2.	B. Tech. in Food Process Technology	Both weekday (B1) and weekend(B2)
3.	B. Tech. in Film & Television Production Technology	Weekend Programme(B2)
4.	B. Tech. in Media Arts Production Technology	Weekday programme
5.	B. Tech. in Industrial Management Technology	Both week day (B1) and week end(B2)
6.	Bachelor In Hotel Management	Weekend Programme(B2)

8.2 Student Intake- Academic Year -2021/2022

Aptitude test to select students for the University was conducted on 19th December 2021. Aptitude test was conducted for NVQ candidates who applied for weekday and weekend Programmes.

B.Tech in Food Process Technology and B.Tech in Industrial Management Technology has both week day and weekend programmes. B. Tech in Film and Television Production Technology, B.Tech in Quantity Surveying programmes and Bachelor in Hotel Management are conducted on week end mode at present. B.Tech in Media Arts Production Technology is a week day programme offered under the Dept of Film and Television Production Technology.

Based on the performance of the Aptitude test, all the actions are currently being taken to absorb students for the academic year 2021/2022. Due to the onset of COVID-19 pandemic, student admission and registration process was delayed. Student admission process was initiated in September 2021, but again was postponed.

Those who have National Vocational Qualifications (NVQ) level 5/6 are enrolled based on the aptitude test marks depending on the capacity of the weekend degree programmes. Irrespective of aptitude test marks, NVQ holders are given priority in giving admission to the weekday programme. After giving opportunity to NVQ students, the remaining vacancies are filled with GCE A/L (preferably technical stream) students based on A/L Z-score on the principle of effective utilization of resources.

Details of the student intake (2020/21) are given in the Table 7.2 and 7.3. Details of Advanced level streams considered as entry qualifications for the respective degrees and number of students admitted are given in the Table 7.4. The number of students admitted from NVQ and GCE (A/L) are given in the Table 7.5.

Total of 338 students were admitted for Academic Year 2020/2021 for the Faculty.

Table 8.2: Student Intake - Faculty of Industrial Technology for the academic year 2020/2021 Weekdays

#	B. Tech. Degree Programme	No. of Students registered
5.	B. Tech. in Food Process Technology	54
6.	B. Tech in Industrial Management Technology	53
7.	B.Tech In Media Arts Production Technology	40
<i>Grand Total registered in the Faculty of Industrial Technology for week day programmes</i>		144

Table 8.3: Student Intake - Faculty of Industrial Technology for the academic year 2020/2021 Weekends

#	B. Tech. Degree Programme	No. of Students registered
5.	B. Tech. in Food Process Technology	52
6.	B. Tech in Industrial Management Technology	50
7.	B. Tech. in Quantity Surveying	56
8.	B. Tech. in Film & Television Production Technology	21
9.	Bachelor in Hotel Management	15
<i>Grand Total registered in the Faculty of Industrial Technology- Weekend programme</i>		194

Table 8.4: Student Intake - AL qualifications considered as entry qualification for different degrees

#	B. Tech. Degree Programme	AL Stream considered
7	B. Tech. in Food Process Technology	Bio-systems Technology and Biological Sciences
8	B. Tech. in Media Arts Production Technology	Any AL stream with Communication & Media Studies as a subject
9	B. Tech in Industrial Management Technology	Commerce, Engineering Technology, Physical Science

Table 8.5: Student Intake - Distribution of intake between NVQ and AL for different degrees (2020/21)

#	B. Tech. Degree Programme	NVQ	AL
Weekday			
9.	B. Tech. in Food Process Technology	35	19
10.	B. Tech. in Media Arts Production Technology	--	40
11.	B. Tech in Industrial Management Technology	8	45

Weekend			
12.	B. Tech. in Food Process Technology	52	--
13.	B. Tech in Industrial Management Technology	50	--
14.	B. Tech. in Quantity Surveying	56	--
15.	Bachelor in Hotel Management	15	--
16.	Film & Television Production Technology	21	--

8.3 Inauguration Ceremony For the student intake 2020/2021

Inaugural ceremony for 2020/21 academic year was conducted on 09th March 2021, through ZOOM online platform. The event was streamed live using YouTube and Facebook social media application for wider coverage. The orientation programme is scheduled on 15th 16th and 17th March 2021 for weekday programmes and 20th and 21st for weekend programmes . Orientation programme was conducted was using online mode using ZOOM platform.

Gap filling / Foundation programme for the students of the weekday programme (04 weeks) was conducted and semester I was scheduled to be completed in 15 weeks. Weekend programmes were commenced after the orientation programme and scheduled to be conducted for 22 weekends.

Details of students population of B. Tech. degree programmes offered by the Faculty is given in table 7.6.

Table 8.6: Total Student population

Degree Programme	2016 Weekend	2017 Weekday	2017 Weekend	2018 Weekday	2018 Weekend	2019 Weekday	2019 Weekend	2020 Weekday	2020 Weekend
Food Process Technology	45	42	44	41	52	49	43	52	54
B. Tech in Industrial Management Technology	24	42	20	40	33	40	41	53	50
Film & Television Production Technology	31	--	36	--	26	--	27	--	21
Quantity Surveying	56	--	83	--	63	--	59	--	56
Media Arts Production Technology	--	--	--	--	--	39	--	40	--
Bachelor in Hotel Management	--	--	--	--	--	--	16	--	15
Batch Total	156	84	183	81	174	128	186	145	196

8.4 Examinations conducted for the faculty in 2020

Details of examinations conducted during year 2020 for both weekday and weekend batches are given in Table 8.7.

Table 8.7: Examinations conducted for the Faculty in 2020

#	B. Tech. Degree Programme	Year of First Registration	Mode of conduct	Semester End Examination
4.	Food Process Technology	2016	Weekend	Semester 6
	Industrial Management Technology			
5.	Food Process Technology	2017	Weekend	Semester 4

	Film & Television Production Technology			
	Industrial Management Technology			
	Quantity Surveying			
6.	Food Process Technology	2018	Weekdays	Semester 3
	Industrial Management Technology			
7.	Food Process Technology	2018	Weekend	Semester 3
	Industrial Management Technology			
	Film & Television Production Technology			
	Quantity Surveying			
8.	Food Process Technology	2019	Weekdays	Semester 1
	Industrial Management Technology			
	Media Arts Production Technology			
9.	Food Process Technology	2019	Weekend	Semester 1
	Industrial Management Technology			
	Quantity Surveying			
	Film & Television Production Technology			
	Bachelor in Hotel Management			

8.5 Visiting Lecturers in - 2021

Faculty is obtaining services of visiting lecturers and resource persons due to the following;

- Shortage of permanent academic staff
- To establish better linkages with industry and academia of other universities and higher education institutions

Details of visiting lecturers employed by the faculty for all degree programmes are given in Table 7.8.

Table 8.8: Visiting Lecturers in- 2021

#	B.Tech . Degree Programme	Year of first Registration	Mode of Conduct	Semester	No. of Visiting Lecturers
01	B. Tech. in Food Process Technology	2017/2018	B2	05	-
		2018/2019	B2	04	9
		2019/2020	B2	02	7
		2017/2018	B1	06	3
		2018/2019	B1	04	10
		2019/2020	B1	02	4
02	B.Tech in Quantity Surveying	2017/2018	B2	05	1
		2018/2019	B2	04	9
		2019/2020	B2	02	11
03	B.Tech in Film & Television Production Technology	2017/2018	B2	05	-
		2018/2019	B2	04	7
		2019/2020	B2	02	6
04	B. Tech. in Media Arts Production Technology	2019/2020	B1	02	6
		2019/2020	B1	03	5
05	B. Tech in Industrial Management Technology	2017/2018	B2	05	-
		2018/2019	B2	04	7
		2019/2020	B2	02	7
		2017/2018	B1	06	4
		2018/2019	B1	04	4
		2019/2020	B1	02	4

06	B.Tech. in Hotel Management	2019/2020	B2	02	5
		2019/2020	B2	03	6

For hotel management course, Students intake 2021 - 14 students registered for BHM degree. 1 student from BED. All together 15 students following the course. Examinations - 2019/2020 batch - completed up to Semester 2 exam. Completed academic delivery up to Semester 3 (y2 s1) 2020/2021 batch - Semester 1 academic delivery has been completed. Exams to be conducted (February 2022).

8.6 Work Based Industrial Training

Work based industrial training is an important mandatory component of Bachelor of Technology programmes, which lasts for six months. This module is offered generally in semester 5. Students are placed in industry in collaboration with National Apprentice & Industrial Training Authority under its undergraduate training placement scheme. Comprehensive assessment scheme was developed to assess the work based industrial training of students as this component is considered in calculation of students Grade Point Average (GPA). In the year 2021, work based training was managed despite of the Covid 19 situation of the country.

8.7 Faculty Board Meetings

Meetings of the Faculty Board were conducted on each month. A total of 07 meetings were held during 2021. Due to COVID-19 pandemic situation numbers of the Faculty Boards were held less than the accepted number of sittings

8.8 Participation in Exhibitions and Competitions

Due to COVID-19 pandemic situation, the usual exhibitions and completions were not held.

8.9 General Convocation- 2021

Although the University Convocation normally scheduled to be on end of the Year, due to COVID-19 situation General Convocation was not held.

8.10 The process on online delivery of Degree programmes offered by the Faculty during COVID -19 pandemic

University of Vocational Technology had taken active measures to shift to online mode of delivery starting from 23rd of March 2020, which was one of the first Universities that transited to online delivery of Education Programmes amidst lockdown due to COVID-19.

8.10.1 Operating mechanism

At first, University adopted variety of online delivery platforms including Google Classroom, Zoom, MS-TEAMS, Moodle, e-mail, WhatsApp etc. Then later moved on to use of LMS (Moodle) and ZOOM video conferencing facility as tools of Online Delivery.

8.10.2 Online Delivery Portal

Database driven Online Delivery Portal was introduced at the end of March, which provided an up-to-date information on Programmes offered online to anybody by accessing the University Website .This Online programme delivery platform , gave access to Online Dashboard where it is enabled with a mechanism to monitor working time and captured

the physical location of the staff as well. This is a valuable feature of this system, where University can locate staff mobility and access for emergencies or any help during the period of lockdown. Students were able to get updated information on lecture delivery time and Ministry Officials could get current information on online delivery programme through this platform.

8.10.3 Support and Concessions provided for online Learning and Teaching

Online courses materials were made available to students through LMS (Moodle) <http://lms.univotec.ac.lk> ZOOM video conferencing facility is used for conducting lectures.

Lanka Education and Research Network (LEARN) provided free access to University LMS collaboration with Telecommunication Regulatory of Sri Lanka (TRCSL)

ZOOM Video Conferencing facility was made available to the University being a member Institute of LEARN which provided free access for both academic staff and students.

University Academics, both internal and visiting were given the flexibility to offer lectures with the convenience of their homes. Even though the University closed for physical access during lock down period, University provided necessary tools to access learning online, allowing remote working for an extended period with minimal disruption to operations.

8.10.4 Status of Online delivery

With the removal of lockdown and staff were able to report to work on roster basis starting from mid-May 2020, University could strengthen online delivery with LEARN assisted ZOOM Video Conferencing facility which is available for the respective member institutes with data free access for both academic staff and students.

9 Faculty of Information and Communication Technology

9.1 Introduction

Faculty of Information Technology was established December, 2019 and in January 2021 with the appointment of Dean, functions of the faculty have become formalized.

Faculty has four Departments:

1. Dept. of Software Technology
2. Dept. of Network Technology
3. Dept. of Multimedia and Web Technology
4. Dept. of Inter-disciplinary Studies (No staff recruited yet)

Table 9.1: Degree programmes are offered by the Faculty

#	Degree	Offer mode
7.	B.Tech. in Software Technology	Both week day (B1) and week end(B2)
8.	B. Tech. in Network Technology	Both week day (B1) and week end(B2)
9.	B. Tech. in Multimedia & Web Technology	Both week day (B1) and week end(B2)

9.2 Student Intake- Academic Year -2021/2022

Aptitude test to select students for the University was conducted on 19th December 2021. Aptitude test was conducted for NVQ candidates who applied for week day(B1) and week end programmes(B2), and the registration process is scheduled. Based on the performance of the aptitude test students were admitted for the academic year 2021/2022, and the studies are commenced from March, 2022.

Those who have National Vocational Qualifications (NVQ) level 5/6 are enrolled based on the aptitude test marks depending on the capacity of the weekend degree programmes. Irrespective of aptitude test marks, NVQ holders are given priority in giving admission to the weekday programme. After giving opportunity to NVQ students, the remaining vacancies are filled with GCE A/L (technological / science streams) students based on A/L Z-score.

Details of the student intake 2020/21 are given in the Table 01 and 02. Details of Advanced Level streams considered as entry qualifications for the respective degrees and number of students admitted are given in the Table 03. The number of students admitted from NVQ and GCE (A/L) are given in the Table 04.

Total of 241 students were admitted for Academic Year 2020/2021 for the Faculty.

Table: 9.2: Student Intake - Faculty of Information and Communication Technology for the academic year 2020/2021 Weekdays

#	B. Tech. Degree Programme	No. of Students registered
8.	B.Tech. in Software Technology	40
9.	B. Tech. in Network Technology	40
10.	B. Tech. in Multimedia & Web Technology	40
<i>Grand Total registered in the Faculty of Information and Communication Technology - week day programmes</i>		120

Table 9.3: Student Intake – Faculty of Information and Communication Technology for the academic year 2020/2021 Weekends

#	B. Tech. Degree Programme	No. of Students registered
10.	B.Tech in Software Technology	40
11.	B. Tech. in Network Technology	44
12.	B. Tech. in Multimedia & Web Technology	40
Grand Total registered in the Faculty of Information and Communication Technology - Weekend programme		124

Table 9.4: Student Intake – AL qualifications considered as entry qualification for different degrees

#	B. Tech. Degree Programme	AL Stream considered
10	B.Tech in Software Technology	Any A/L stream with ICT as a subject
11	B. Tech. in Network Technology	
12	B. Tech. in Multimedia & Web Technology	

Table 9.5: Student Intake – Distribution of intake between NVQ and AL for different degrees (2020/21)

#	B. Tech. Degree Programme	NVQ	AL
Weekday			
13.	B.Tech in Software Technology	39	02
14.	B. Tech. in Network Technology	21	15
15.	B. Tech. in Multimedia & Web Technology	37	02
Weekend			
16.	B.Tech in Software Technology	40	--
17.	B. Tech. in Network Technology	44	--
18.	B. Tech. in Multimedia & Web Technology	40	--

Details of students population of B. Tech. degree programmes offered by the Faculty is given in table 8.6.

Table 9.6: Students population of B. Tech. degree programmes offered by the Faculty

Title of the Degree Programme	Year of Registration							
	2017		2018		2019		2020	
	Week days	Week ends	Week days	Week ends	Week days	Week ends	Week days	Week ends
Network Technology	33	41	41	43	29	37	40	44
Multimedia &	37	36	39	37	35	38	40	40

web Technology								
Software Technology	39	40	33	40	31	32	40	40
Batch Total	109	117	113	120	95	107	120	124

9.3 Examinations conducted for the faculty in 2021

Details of examinations conducted during year 2020 for both weekday and weekend batches are given in Table 8.7.

Table 9.7: Examinations conducted for the Faculty in 2021

#	B. Tech. Degree Programme	Year of First Registration	Mode of conduct	Semester End Examination
1	B.Tech in Software Technology	2017	Weekdays	Semester 6
	B. Tech. in Network Technology			
	B. Tech. in Multimedia & Web Technology			
2	B.Tech in Software Technology	2017	Weekend	Semester 5
	B. Tech. in Network Technology			
	B. Tech. in Multimedia & Web Technology			
3	B.Tech in Software Technology	2018	Weekdays	Semester 4
	B. Tech. in Network Technology			
	B. Tech. in Multimedia & Web Technology			
4	B.Tech in Software Technology	2018	Weekend	Semester 4
	B. Tech. in Network Technology			
	B. Tech. in Multimedia & Web Technology			
5	B.Tech in Software Technology	2019	Weekdays	Semester 2
	B. Tech. in Network Technology			
	B. Tech. in Multimedia & Web Technology			
6	B.Tech in Software Technology	2019	Weekend	Semester 2
	B. Tech. in Network Technology			
	B. Tech. in Multimedia & Web Technology			

9.4 Visiting Lecturers in 2021

Faculty is obtaining services of visiting lecturers and resource persons due to the following;

- Shortage of permanent academic staff
- To establish better linkages with industry and academia of other universities and higher education institutions

Details of visiting lecturers employed by the faculty for all degree programmes are given in Table 8.8.

Table 9.8: Visiting Lecturers in- 2021

#	B.Tech . Degree Programme	Year of first Registration	Mode of Conduct	Semester	No. of Visiting Lecturers
1	B.Tech in Software Technology	2017/2018	B1	06	08

B. Tech. in Network Technology B.Tech. in Multimedia & Web Technology	2017/2018	B2	06	10
	2018/2019	B1	06	08
	2018/2019	B1	04	13
	2018/2019	B2	04	14
	2019/2020	B1	03	12
	2019/2020	B2	03	15
	2020/2021	B1	01	03
	2020/2021	B2	01	11
	2020/2021	B1	02	08

9.5 Exemptions granted for B. Tech Students

Exemptions are granted to students based on the policy on granting exemptions approved by the Academic Council. Students are considered to be eligible for exemptions only if they had NVQ 6 diploma or equivalent or higher qualification. Exemptions are granted for modules provided that the student has successfully completed the equivalent subject at diploma level. Students are required to produce original transcript of the diploma as evidence.

Students who sought exemptions have to apply under two categories. Students in Category 01 are granted exemption from attending lectures and practical classes and all assessments including semester end examination. However his/her performance in the particular module is considered to be equivalent to simple pass for the purpose of calculating GPA. Students fell into category 02 are granted exemptions from attending lectures and practical classes. But they are required to complete the continuous assessments and sit for the semester end examinations. Consequently, performance levels that the students achieved at those evaluations were counted for their GPA calculation.

Further, as per exemption policy those students who have applied and got eligible to get exemptions of the whole semesters is granted. However, there was no any request to consider for 2020/21 intake, because students were happy to continue the study programme and score for better grades.

9.6 Work Based Industrial Training

Work based industrial training is an important mandatory component of Bachelor of Technology programmes, which lasts for six months. This module is offered in semester 5. Students are placed in industry in collaboration with National Apprentice & Industrial Training Authority under its undergraduate training placement scheme. Comprehensive assessment scheme was developed to assess the work based industrial training of students as this component is considered in calculation of students Grade Point Average (GPA).

9.7 Faculty Board Meetings

Meetings of the Faculty Board were conducted on each month. Total of 09 meetings were held during 2020. Due to COVID-19 pandemic situation, many of the Faculty Boards meetings were conducted in the online mode.

9.8 General Convocation- 2021

Although the University Convocation normally scheduled to be on end of the Year, due to COVID-19 situation General Convocation was not held. But results were finalized for the scheduled academic year to award the degree. Further, the convocation is scheduled to conduct in April, 2022.

9.9 The process on online delivery of degree programmes offered by the Faculty during COVID -19 pandemic

University of Vocational Technology had taken active measures to shift to online mode of delivery stating from 23rd of March 2020, which was one of the first Universities that transited to online delivery of Education Programmes amidst lockdown due to COVID-19.

9.9.1 Operating mechanism

At first, University adopted variety of online delivery platforms including Google Classroom, Zoom, MS-TEAMS, Moodle, e-mail, WhatsApp etc. Then later moved on to use of LMS (Moodle) and ZOOM video conferencing facility as tools of Online Delivery.

9.9.2 Support and Concessions provided for online Learning and Teaching

Online courses materials were made available to students through LMS (Moodle) <http://lms.univotec.ac.lk> ZOOM video conferencing facility is used for conducting lectures.

Lanka Education and Research Network (LEARN) provided free access to University LMS collaboration with Telecommunication Regulatory of Sri Lanka (TRCSL)

ZOOM Video Conferencing facility was made available for the University being a member Institute of LEARN which provided free access for both academic staff and students.

University Academics, both internal and visiting were given the flexibility to offer lectures with the convenience of their homes. Even though the University closed for physical access during lock down period, University provided necessary tools to access learning online, allowing remote working for an extended period with minimal disruption to operations.

The university moved with new domain name (www.uovt.ac.lk), and the new email service was introduced in that domain. It is a great opportunity for both students and staff to express the uniqueness. Further, the university is in the process of introducing Microsoft Office 365.

9.9.3 Status of online delivery

With the removal of lockdown and staff were able to report to work on roster basis starting from mid-May 2020, University could strengthen online delivery with LEARN assisted ZOOM Video Conferencing facility which is available for the respective member institutes with data free access for both academic staff and students.

With the recommendation Ministry of Higher Education University commenced exams for final year students from 11th July 2020 with strict health and safety precautions as per the stipulated health guidelines. University seek possible reopening giving the priority to examinations adhering to safety rules and regulations as per the Government recommendations.

9.9.4 Level of success in delivery of programmes online

There were disparities in access to internet, availability of devices such as computers and smartphones and economic constraints. The online programmes assessments were not made compulsory to submit on due dates to give concession to students who cannot access materials in time. Recordings of the ZOOM lectures are stored in repository at the Dean office to facilitate sharing of material among students.

Technical difficulties are a barrier to the use of online courses. It was observed a digital gap in how to use new Technology in pedagogically meaningful way to enhancing teaching and learning. Teachers have to often devote some time to fix technical issues and editing content can become a complex and time consuming tasks

Amidst above challenges, University observes a success rate of more than 60% in online delivery and student participation as a whole.

9.9.5 Fourth year for the degree programme

Introducing the fourth year is a great achievement allowing students with interest to continue with the degree for four years. However, year 3 exit is permitted, while allowing students to rejoin at the later stage to complete the degree. It allows many students to apply for higher studies.

10 Staff Development Centre (SDC)

Short term professional development programmes, Training of Trainers (ToT) and Training of Assessors (ToA) programmes are conducted on the basis of the demand essentiality in the Technical and Vocational Education and Training (TVET) sector. These are designed for professional development of the personnel of various industries and teaching fields of the TVET sector. Although these programmes are small in duration, these are more practically oriented training programs providing opportunities for experiencing real environment of work.

Due to the unforeseen circumstances of Covid 19 the impact of which could only be foreseen in last March and April, and the interruptions from time to time to quarantine, distancing and other issues, SDC could not achieve the progress as desired. The university has been closed down for sometimes and physical interaction became restrictive. Amidst the foregoing situation, the SDC could somehow manage achieving the results to the extent where possible as follows.

Table 10.1: Details of Higher National Diploma-2020

	Activity	Progress/Action(s) Taken	Remarks/ Status Deadline(s)
1	Development and Revision of National Competency Standards and Curriculum of Diploma Courses NVQ 5 and 6.	Number of courses as at Oct 13, 2020 (backlog since Jan 2019) - 32 Courses completed and sent to TVEC - 14 Withdrawn by TVEC - 1 Newly received - 1 Total number of courses in hand - 18	Date of completion - 20 Dec, 2021
2	Training Centre Management Higher National Diploma course (Intake 1) NVQ 6	Course started - Dec, 2020 In progress (3 days a month, online) - 70% completed Scheduled completion - December 2021 (unlikely) Number of participants - 32 reduced to 29 Funds allocated - 2 Million Rs Funds expended - 251,826 Rs mainly due to Online mode Exams (Sem 1 and 2) will be on Alternative Assessment mode	December 2021
3	National Diploma in Technical Teacher Education, NVQ 5	Course started in 2019 All the exams completed in 2020. NVQ 5 assessments and Repeat exams are to be conducted. Number of students completed the course - 52	
4	Training of Assessors Programmes (TOA)	This short term training requires physical interaction and workshop which was not possible due to Covid 19 restrictions.	

5	Diploma repeat special online examination (NITESL)	<p>This exam series has been outstanding since 2014. In response to an exam notice, UoVT had received 80 applicants. Number of diploma courses - 12 Number of certificate courses - 2</p> <p>Course coordinators appointed Students eligible to sit: 52 List of students and list of coordinators and paper setters, moderators and markers approved AC - August 2021 No of modules; 62</p>	<p>This is one time final special online and onsite repeat examination, from Nov 1 to Dec 2. Students having internet troubles can sit for onsite exam on request. Student briefing done. Admission cards have been sent out. Exam procedure fantasied and sent out to both staff and students.</p> <p>December 2021</p>
6	Webinar sessions organized in the year 2021	<p>3. 1 Learning to Teach Online five day webinar session (July 16, 2021 to July 27, 2021) for TVET teachers - 3 days duration completed (July 2021) Number of participants as recorded in zoom - 151</p> <p>3.2 Webinar on 'From Research to Publications, What Researchers should Know?', Aug 5th, 2021 Number of participants as recorded in zoom - 78</p> <p>3.3 National competency standards and curriculum development, online training program, Jan 25th to Feb 12th 2021, in collaboration with TVEC. 7 days duration completed (February 2021)</p>	N/A
7	Fee Levying courses	Payment scheme approved by BOG Initiation of the Certificate course in Quantity Surveying Teacher Training under SDC, application deadline - Oct 30, 2021	Applications being received Shortlisting - December 2021 Commencement - February 2022
8	Post Graduate studies sponsored by SSDP funds (30 Million Rs)	<p>Number of trainees (Masters and Doctorates) of the TVEC institutions - 32 Courses completed and certificates submitted - 12 Courses withdrawn and funds returned - 4 Pending completion - 15 Meeting held to review the progress and</p>	N/A

		<p>discuss the issues and way forward - March 8, 2021 and March 19, 2021</p> <p>Deadlines given to candidates to report - April 30th, 2021</p> <p>SDC reported progress and SSDP is to decide with the Ministry and give the directive to candidates for refunding or otherwise</p>	
9	Lateral entry scheme	<p>Academic Council approval obtained March 2021. BOG endorsed in July 2021</p> <p>Announced public in a web notice, Notice issued to HODs, Approach institutions in progress</p>	<p>Each department will approach relevant bodies when there is a potential to do so.</p>
10	External collaborations Parties awaiting to enter into reciprocity agreements/ academic partnerships-	<ul style="list-style-type: none"> ▪ Institute of Quantity Surveyors Sri Lanka (Awaiting final agreement in principle for the framework before proceeding to formal reciprocity agreement) - this was not workable ▪ DIMO Academy - initial briefing on 9 March 2021 (DIMO to submit a proposal, syllabus, accreditation in Meister NVQ framework in Germany etc.) -awaiting DIMO proposal ▪ Initiatives of MOU with Institute of Textile and Apparel for joint degree in B. Tech in Textile and Apparel Technology ▪ Initiatives of MOU with Institute of Tourism and Hospitality Management for joint degree in B. Tech in Tourism and Hospitality Management ▪ Initiatives of MOU with National Institute of Plantation Management for joint degree in B. Tech in Plantation Management ▪ Lihan Business Modality of Singapore and Proposed Partnership with the UoVT, referred to Ministry ▪ Proposed Collaboration between Shanghai Nanhu Vocational and Technical College and University of Vocational Technology - Ministry meeting on Oct 15th, 2021 and Draft Proposal sent out, Oct 17, 2021 ▪ Colombo Plan Staff College, Manila accepted invitation as Co-Partner of UoVT International Research Conference 2021 	<p>March 2022</p>

		<ul style="list-style-type: none"> ▪ Colombo Plan Staff College, Manila MOU with UoVT for exchange of resources in terms of teaching, training and research in global TVET sector in progress ▪ Peter The Great St. Petersburg Polytechnic University, Discussions yet to be started. 	
11	Regular Meetings	<p>NVQ steering committee meeting (TVEC) Monthly curriculum development progress meeting (TVEC) Monthly staff meeting (SDC) Management Committee meeting of the SDC- held January 25th, 2021 (once in 3 months) SSDP progress meeting (SSDP office, Ministry)</p>	N/A
12	Appointments made	<p>Director, SDC, Prof. Chandana Jayalath, - 13 Oct 2020 Management committee of the SDC appointed- 10 January 2021 Acting Assistant Registrar - Mrs. Inosha Peduruhewa - 1 January 2021 - no longer serving Head of Curriculum Development - Mrs. Yamuna Manathunga - 2 February 2021 Head of Training - not required (no funds) Cell members appointed - Prof. Chandana Jayalath (Training) - 2 Million Rs (target, expend before 30 Sep 2021) Dr. D.D.D Suraweera - (Innovative projects) - 4 Million allocated (expend before 30 Oct 2021) Dr. Jayalal Weththasinghe - (Post graduate studies) - 1 Million Rs (expend before 30 Oct 2021) Note: Innovative project proposals submitted to SSDP in May 2021 however, could not continue due to Covid 19</p>	N/A
13	Online session on examination and disciplinary procedures	<p>Participants earmarked - All the academic staff of the UoVT Duration - 2 days (3 hours each) in Jan 2022</p>	January 2022

11 Admission, Accreditation and Quality Assurance Division

11.1 Introduction

The main task of the division of Admission, Accreditation & Quality Assurance is to perform the duties and functions performed by the University Grants Commission in the National University System. Despite the difficulties faced due to the Covid-19 pandemic, the division as well as the university have taken some productive steps in positive direction.

11.2 Admission of the Students

The academic programme of the intake 2020 was started in March 2021 with a delay due to the pandemic situation of the country in the year 2020.

Intake 2021 was advertised in July 2021 and the application deadline had to be extended till 31st of October due to the travel restrictions imposed during the period of calling applications. An online application system was developed (portal.uovt.ac.lk) to address many issues faced in the process of calling applications and it has been a great success so far. The aptitude test was conducted on 19th December 2021 successfully, and the registration process of the students is going on now.

In addition, a new fourth year programme for those who have already graduated has been advertised to address the issues that the students face since they hold just 'General Degrees', not 'Special/ Honours Degrees'. The first intake of the new fourth year degree is to be commenced within year 2022.

11.3 Accreditation

All four degree programmes of the Faculty of Engineering Technology is planning to apply for Sydney Accord Accreditation via the Institute of Engineers, Sri Lanka within the year 2022. A Consultant has been appointed to review the application before the final submission to the institution.

Arrangements are being made to get ready for getting prepared for submitting the application for accreditation of the Institute of Quantity Surveyors, Sri Lanka for the degree programme of 'Bachelor of Technology of Quantity Surveying'.

11.4 Quality Assurance

11.4.1 Concise Quality Assurance Framework

University of Vocational Technology (UoVT) has a quality assurance framework. The features and functions of the framework are to assure the quality of the university in the following areas:

- I. The generally accepted standards of legal requirements for a degree awarding institute.
- II. The standards of physical resources
- III. The standards of degree programmes
- IV. The competence and qualifications of teachers of the University

- V. Research activities
- VI. Modes of delivery of educational programmes
- VII. Assessment procedures
- VIII. Student welfare

UoVT was established by the parliamentary Act No. 30 of 2008, as a fully-fledged university, which covers all legal requirements to function as a degree awarding institute in Sri Lanka, *as it has been introduced in its official website*

Established in 2008, under the University of Vocational Technology Act Number 31 of 2008, the University of Vocational Technology has the same legal and academic status as any other national university in Sri Lanka. According to Section 6 and 7 of the Public Administration Circular No. 16/92, dated 13.03.92, issued by the Ministry of Public Administration, Provincial Councils & Home Affairs, the degrees awarded by University of Vocational technology are treated as equivalent to degrees awarded by any other University under the purview of the University Grants Commission, and the universities listed in Association of Commonwealth Universities, and / or in the International handbook of Universities.

The necessary infrastructure which includes, an administrative block, lecture halls, library, laboratories, auditorium, cafeteria and hostels, have been established and is being developed according to the requirements with the enhancement of the UoVT.

The standards of the degree programmes, the prime aim of the UoVT, are assured by the total functions of the Quality Assurance Framework which is described in detail in this document.

The aforementioned Act stipulates officers of the UoVT, their responsibilities, and the administrative bodies, which are parallel to such bodies of other universities in Sri Lanka, to ensure the conduct of programmes of study within generally accepted norms and standards.

The Officers of the University are;

- I. Vice Chancellor
- II. Deans
- III. Director General
- IV. Director Finance
- V. Director Media and Information
- VI. Director Admission, Accreditation, and Quality Assurance

The administrative bodies are;

- I. The Board of Governors
- II. The Academic Council
- III. The Admission, Accreditation, and Quality Assurance Council -
- IV. Faculty Boards (The composition of the above bodies has been explicitly mentioned in the said Act.)

The functions of these bodies are described concisely to explain how required quality is assured. Study Programmes are conducted under four faculties . All matters pertaining to

study of programmes, which include the modules, mode of delivery, examinations, assessment, etc., are discussed and monitored at the faculty boards.

The recommendations and decisions that are taken at the Faculty Boards are forwarded to the Academic Council for its approval. The Academic Council may seek approval of the Board of Governors for the matters based on the situation and the magnitude of them. The Academic Council is tantamount to the Senate of conventional universities in Sri Lanka as far as the composition and functions are concerned.

The Admission Accreditation and Quality Assurance Council is referred to when decisions are to be taken about admission procedures, accreditation of programmes of study, schemes of recruitments, academic and administrative matters pertaining to University Colleges, and general quality assurance processes of the University.

The University has an Examinations and Evaluation Centre, which is responsible for conducting and monitoring examinations, marking answer scripts, recording the results and issuing certificates. The procedures are similar to those of other universities in Sri Lanka.

The University also has a Quality Assurance Committee (QAC) which meets monthly to take initiatives to ensure that programmes of study are conducted within the expected norms and standards, and to enhance related facilities and student welfare. A monthly progress report is put forward to the Academic Council by the QAC.

All functions of the officers, and bodies mentioned above are governed by a set of by-laws, regulations, rules, procedures, and policies that have been developed and approved by the University.

Such documents include:

By -Laws

- By law for the award of degrees, post graduate diplomas and higher degrees by the University of Vocational Technology.
- By law for conducting of examinations, offences, punishments and appeals procedure
- By-law for the University students' assembly at the University of Vocational Technology
- By-law for residence and student discipline at the University of Vocational Technology
- By law for the award of certificates of competence, elementary certificates, certificates, advanced certificates, diplomas and advanced diplomas by the University of Vocational Technology
- By-laws on the procedure of convocation of the University of Vocational Technology
- By-laws on the procedure of Diploma Awarding Ceremony of University colleges established under University of Vocational Technology

Regulations

- Regulations for the award of the degree of Bachelor of Education in Technology by the University of Vocational Technology
- Regulations for the award of the degree of Bachelor of Technology by the University of Vocational Technology

- Regulation for the award of certificates of competence, elementary certificates, certificates, advanced certificates, diplomas and advanced diplomas by the University of Vocational Technology

Rules

- Rules for the award of the degree of Bachelor of Education in Technology by the University of Vocational Technology
- Rules for the award of the degree of Bachelor of Technology in Industrial & Vocational Technology by the University of Vocational Technology
- Rules for the election of Dean of a faculty at the University of Vocational Technology
- Rules for the conduct of proceedings of the University of Technology Appeals Board
- Rules for the award of certificates of competence, elementary certificates, certificates, advanced certificates, diplomas and advanced diplomas by the University of Vocational Technology

Procedures

- Procedure- Admission procedure and registration
- Procedure- Exemptions
- Procedure – Answer scripts re-scrutinizing of results
- Procedure for Exam results release at the Department level

Policies

- Refund Policy

12 Establishments Unit

The Establishments Division is one of the most important Divisions in the University and facilitates the University with the Human Resource Management of the Academic and Non-Academic staff of the University. Key functional areas of the division are,

- Maintaining cadre details
- Annual Man Power planning of the University
- Initiation for vacancy filling
- Recruitments/Talent acquisition
- Compensation Management
- Annual Performance evaluation
- Coordinating the Leave and Award committee meeting
- Human Resource and competency Development
- Management of Terminal benefits

The division maintains a close working relationship with all academic and non-academic staff and ensures the optimal utilization of the existing human resource of the University.

12.1 New Recruitments -2021

The appointing authority of the University is the Board Governors and the summary for the Recruitment in the year 2021 which approved by the Board as follows,

Table 13.1: New Recruitment - 2021

#	Name	Designation	Date of Appointment
1.	Ms. D Pavalakumar	Demonstrator (Temporary)	19-04-2021
2.	Ms. K N Wijesekara	Demonstrator (Temporary)	19-04-2021
3.	Ms. H M I S K Herath	Associate Officer	21-04-2021
4.	Ms. D H U Hemathilaka	Assistant Registrar	22-04-2021
5.	Ms. J.A.E.C. Jayawardena	Lecturer (Probationary)	21-06-2021
6.	Mr. A.T.Abeysundara	Lecturer (Probationary)	21-06-2021
7.	Mr. G.A.N. Sampath	Lecturer (Probationary)	21-06-2021
8.	Mr. H.A.G. Madushanka	Lecturer (Probationary)	21-06-2021
9.	Ms. H.M..J.Pradeepamali	Lecturer (Probationary)	21-06-2021
10.	Mr. H.N.W. Gunasekara	Lecturer (Probationary)	21-06-2021
11.	Ms. K.T.P.C.Somarathna	Lecturer (Probationary)	21-06-2021
12.	Ms. Y W M Kashyapanie	Assistant Registrar	05-08-2021
13.	Ms. W A K Perera	Technical Officer (Laboratory)	05-08-2021

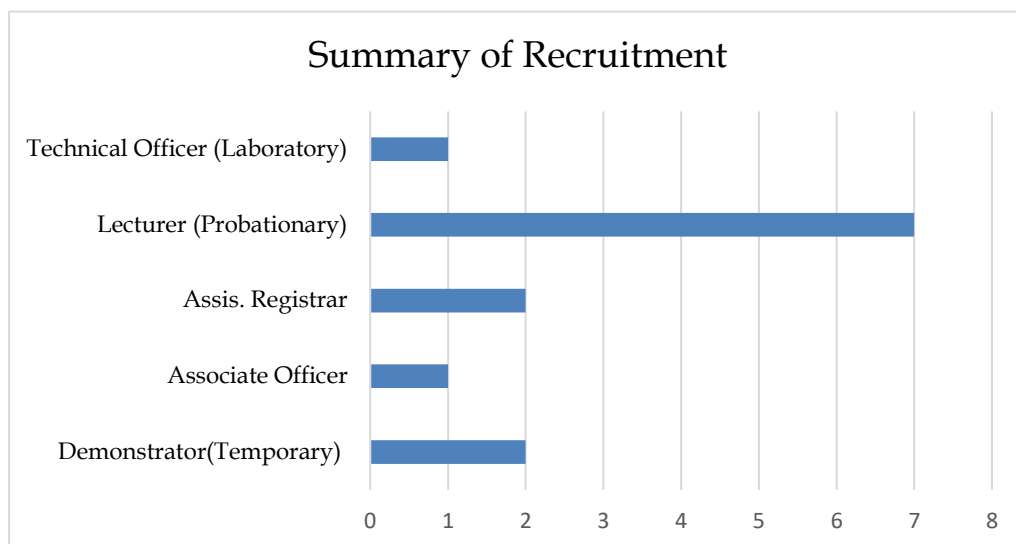


Figure 11.1: Summary of Recruitment

The approved cadre for the University consists of 56 Academic cadres and 150 Non-Academic grades. 13 Number of vacancies were filled from the 40 vacant cadres in the year 2021, with the approval granted by the Department of Management Services.

12.2 Resignations/Vacation of Post/ Termination of Contract and Requirement of services 2021

04 numbers of staff on different titles tendered their resignations to leave the service of the University while 02 number of officers completed their period of the contract awarded and 01 Lecturer was terminated at the end of the probationary period due to failure of fulfilling the required post-graduate qualifications for the position.

The summary is tabled in table 11.2. Retirement of services 2021

Table 12.2: Summary of Resignation/Vacation of post/termination of contract/Retirement for - 2021

	Name	Designation	Date of Appointment	Date of Resignation	Reason
1.	Ms. D H U Hemathilaka	Assistant Registrar	22-04-2021	05-07-2021	Resigned
2.	Ms. K N Wijayasekara	Demonstrator (Temporary)	19-04-2021	14-09-2021	Resigned
3.	Mr. A S K Wijayawardana	Lecturer (Probationary)	01-09-2014	30-11-2021	Terminated at the end of the probation period
4.	Mr. S P S G Dayananda	Demonstrator (Temporary)	02-10-2020	30-11-2021	Resigned
5.	Ms. H M I S K Herath	Programme Officer	21-04-2021	31-12-2021	Resigned

6.	Ms. I N Peduruhewa	Assistant Registrar	23-07-2012	31-12-2021	Resigned
7.	Ms. L K N D Fernando	Demonstrator (Temporary)	14-09-2021	31-12-2021	Completed of the contract period
8.	Mr. M J R David	Consultant	01-04-2019	31-10-2021	Completed of the contract period

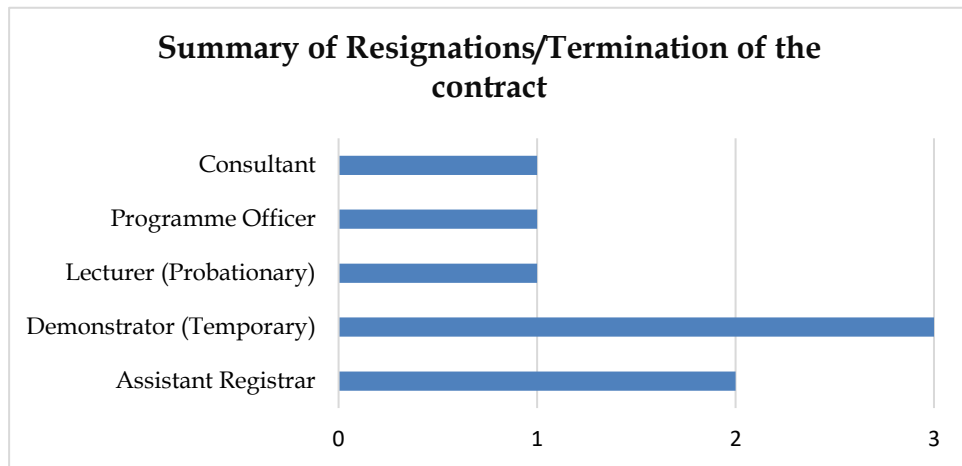


Figure 12.2: Summary of Resignations/Termination of the contract

12.3 Internal Promotions

Five (05) numbers of staff in academic grades were internally promoted to the next grades in their career path with the accomplishment of prescribed post-graduate qualifications and service as par with the Scheme of recruitment of the University.

The summary is illustrated in Table No.03.

Table 13.3: Internal Promotions - 2021

	Name	Designation	Date of Appointment
1.	Mr. R R M D P Rathnayake	Senior Lecturer II	01-09-2019
2.	Ms. S R M P Senevirathne	Senior Lecturer II	01-02-2019
3.	Ms. A A Gunawardana	Senior Lecturer II	10-12-2019
4.	Ms. J A M B Karunarathna	Senior Lecturer II	27-07-2019
5.	Eng. D T Ganegoda	Lecturer	31-07-2019

12.4 Human Resource Development

The University recognized that its staff is fundamental to its success. A strategic, professional approach to staff development helps the University to attract and retain high- Despite the disturbances that occurred with the COVID Pandemic outburst the University was able to offer training programmes to its staff.

Table 12.4: Training Programmes for the year 2021

	Cadre Category	Name of Training	Number of participated	Duration
1.	Academics	National Digital Education Policy Development Consultation Work Shop	Mr. S A Liyanage	02
2	Junior Executives	Performance Management Professional Object	Ms. I N Peduruhewa	05 days (02 hours each)
3	Clerical grades	Establishment Procedure	Ms. A S W Wikcramasinghe	One day
		Secretary Development Programme	Ms.N K Mepegamage	Four days
			Ms. J W Champika	
			Ms. U H M Siriwardana	

13 Administration Division

The Administration Division is implemented under the supervision of the Director-General with the assistance of the Assistant Registrar (Administration) to ensure the smooth functioning of the University. General Administration Division consists of the following subdivisions

- Administration Division
- Transport Division
- Maintenance Division
- Security Service
- Cleaning Service

13.1 Subdivisions

13.1.1 Transport Division

The Transport division of the University of Vocational Technology fulfills the official transportation requirements of students and staff requirements. An officer in charge and 04 pool drivers are there to ensure the continued service at the transport division. All the vehicles were included with a GPS tracking system following the due procurement procedure and the intention was to provide high-quality effective service to the University.

13.1.2 Cleaning Services

The cleaning services of the University are carried out annually by an outsourcing company, following the proper tender procedure. The cleaning service provider cleans the university, maintains the gardens well. Also ensure that all sanitary works are carried out on a regular basis and the administrative division is carrying out regular inspections on a regular basis, monthly and after a thorough analysis of the work done on a monthly basis the marks will be given for the payment. This will ensure the sanitation and sanitation facilities of the University are maintained properly.

13.1.3 Security

The security services of the University are carried out annually by an outsourcing company, following the proper tender procedure. The no of Security staff for the day shift consists of 17 security officers and the night shift consists of 16 security officers. To ensure security at the University a CCTV system has been implemented since 2011. The Security staff has been assigned duties according to the security plan. Due to the Covid 19 pandemic situation in Sri Lanka the University taken necessary measures to prevent of making Covid 19 clusters among the staff and the students. Health Guidelines were displayed at the main entrance and in the main buildings at the University. Thermometers were provided to the security personnel to check the temperature of the entrants to the University. Also, a self-declaration form was prepared and kept at the guard room where all entrants instructs to fill it when entering the University premises.

13.1.4 Maintenance Division

All the construction works and maintenance at the University are carried out by the maintenance division under the direction of the Director-General. A summary of the capital work carried out by the maintenance division is as follows.

13.2 Capital Works & Planning

13.2.1 Introduction

The works which the Maintenance division involved in the year 2021 under review could be categorized as follows.

- I. Ongoing Construction Projects commenced in 2017
 - a. Balance work Design and Construction of Studio & Class Room Complex
Financial Investment is Rs.75 Mn
- II. Ongoing Construction Projects commenced in 2019
 - a. Renovation of Faculty Building.
Financial Investment is Rs.13.97 Mn
- III. Ongoing Construction Projects commenced in 2021
 - b. Supply, Installation, Testing and Commissioning of 20 Nos Air Conditioners.
Financial Investment is Rs.3.73 Mn
- IV. New Construction Projects expected to be commenced in 2022
 - a. Construction of Proposed Student Hostel, Workshop & Canteen
Financial Investment is Rs.927.34 Mn

Note -: Most of the New Projects Couldn't be Started and also Ongoing Projects couldn't be completed due to the Covid 19 Pandemic Situation.

14 Revised Financial Statements


14.1 Statement of Financial Position

UNIVERSITY OF VOCATIONAL TECHNOLOGY
STATEMENT OF FINANCIAL POSITION

As At 31st December		2021	2020
	Note	Rs.	Rs.
ASSETS			
Current Assets			
Cash & Cash Equivalents	2	18,714,869	25,755,746
Advances, Deposits Receivable	3	252,460	177,420
Stocks		4,331,186	4,645,719
Pre Payments	4	1,211,187	1,315,466
Staff Loans & Advances	5	6,894,713	6,593,810
Debtors and Other Receivables	6	5,898,712	1,723,246
		37,303,127	40,211,407
Non - Current Assets			
Investments	7	67,807,126	59,532,333
Property, Plant and Equipment	8	1,228,371,030	1,316,527,561
Work in Progress	9	330,624,193	328,364,573
Intangible Assets	10	1,046,564	1,681,320
		1,627,848,913	1,706,105,787
Total Assets		1,665,152,040	1,746,317,194
LIABILITIES			
Current Liabilities			
Accounts Payable & Other Liabilities	11	32,971,517	31,012,126
Short Term Deposits Refundable	12	9,270,200	6,553,850
Lease Obligation	13	2,494,894	2,213,157
		44,736,611	39,779,133
Non Current Liabilities			
Provision for Gratuity	14	110,514,814	99,883,764
Long Term Deposits Refundable	15	44,345,000	40,601,000
Lease Obligation	16	4,087,550	6,582,444
		158,947,364	147,067,208
Total Liabilities		203,683,975	186,846,341
Total Net Assets		1,461,468,065	1,559,470,853
NET ASSETS / EQUITY			
Capital Grants	17	1,524,190,932	1,607,737,816
Revaluation Surplus		27,837,891	28,639,667
Accumulated Fund	18	(91,180,070)	(77,525,942)
Other Funds	19	619,312	619,312
Total Net Assets / Equity		1,461,468,065	1,559,470,853


The Accounting Policies on pages 06 to 10 & Notes on pages 11 to 23 form an integral part of these Financial Statements.

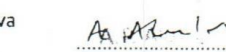
Prepared by:


G.A.A.K. Dilrukshie
Assistant Bursar


Certification

We certify that the above Financial Statements give a true & fair view of affairs as at 31.12.2021 and it's deficit for the year ended 31.12.2021 and an effective internal control system for the financial control exists in the University and carried out periodic reviews to monitor the effectiveness of internal control system for the financial control and accordingly make alterations as required for such systems to be effectively carried out.


Senior Professor Raniith Premalal De Silva
Vice Chancellor
University of Vocational Technology
No. 100, Randaavala,
Ratmalana, Sri Lanka.


Aruni Akuthge
Director Finance
University of Vocational Technology
No. 100, Randaavala, Ratmalana.

The Board of Governors is responsible for the preparation & presentation of these Financial Statements. These Financial Statements were approved by the Board of Governors and signed on their behalf.


Chandrarathne Vithanage
Member


Sanath Panawennage
Member

Colombo
24th February 2022

1

UNIVERSITY OF VOCATIONAL TECHNOLOGY				
STATEMENT OF FINANCIAL POSITION				
As At 31st December			2021	2020
	Note		Rs.	Rs.
ASSETS				
Current Assets				
Cash & Cash Equivalents	2		18,714,869	25,755,746
Advances, Deposits Receivable	3		252,460	177,420
Stocks			4,331,186	4,645,719
Pre Payments	4		1,211,187	1,315,466
Staff Loans & Advances	5		6,894,713	6,593,810
Debtors and Other Receivables	6		5,898,712	1,723,246
			37,303,127	40,211,407
Non - Current Assets				
Investments	7		67,807,126	59,532,333
Property, Plant and Equipment	8		1,228,371,030	1,316,527,561
Work in Progress	9		330,624,193	328,364,573
Intangible Assets	10		1,046,564	1,681,320
			1,627,848,913	1,706,105,787
Total Assets			1,665,152,040	1,746,317,194
LIABILITIES				
Current Liabilities				
Accounts Payable & Other Liabilities	11		32,971,517	31,012,126
Short Term Deposits Refundable	12		9,270,200	6,553,850
Lease Obligation	13		2,494,894	2,213,157
			44,736,611	39,779,133
Non Current Liabilities				
Provision for Gratuity	14		110,514,814	99,883,764
Long Term Deposits Refundable	15		44,345,000	40,601,000
Lease Obligation	16		4,087,550	6,582,444
			158,947,364	147,067,208
Total Liabilities			203,683,975	186,846,341
Total Net Assets			1,461,468,065	1,559,470,853
NET ASSETS / EQUITY				
Capital Grants	17		1,524,190,932	1,607,737,816
Revaluation Surplus			27,837,891	28,639,667
Accumulated Fund	18		(91,180,070)	(77,525,942)
Other Funds	19		619,312	619,312
Total Net Assets / Equity			1,461,468,065	1,559,470,853
The Accounting Policies on pages 06 to 10 & Notes on pages 11 to 23 form an integral part of these Financial Statements.				
Prepared by:				
.....				
G.A.A.K.Dilrukshie				
Assistant Bursar				
Certification				
We certify that the above Financial Statements give a true & fair view of affairs as at 31.12.2021 and it's deficit for the year ended 31.12.2021 and an effective internal control system for the financial control exists in the University and carried out periodic reviews to monitor the effectiveness of internal control system for the financial control and accordingly make alterations as required for such systems to be effectively carried out.				
.....				
Senior Professor Ranjith Premalal De Silva			Aruni Aluthge	
Vice Chancellor			Director Finance	
The Board of Governors is responsible for the preparation & presentation of these Financial Statements.				
These Financial Statements were approved by the Board of Governors and signed on their behalf.				
.....				
Chandrarathne Vithanage			Sanath Panawennage	
Member			Member	
Colombo				
24 th February 2022				

14.2 Statement of Financial Performance

UNIVERSITY OF VOCATIONAL TECHNOLOGY				
STATEMENT OF FINANCIAL PERFORMANCE				
For the Year Ended 31st December				
	Note	2021	2020	
		Rs.	Rs.	
Operating Revenue				
Recurrent Grant		341,350,000	341,865,455	
Staff Development Grant		73,650	131,500	
Skills Sector Development Grant	20	3,707,273	6,033,936	
Revenue From Academic Activities	21	-	604,450	
Less-Direct Expenditure on Academic Activities	22	-	211,950	
Net Income from Academic Activities		-	392,500	
Revenue from Degree Programmes	23	21,327,209	16,606,496	
Other Income	24	8,543,508	7,923,451	
Amortisation of Deferred Income	25	88,673,234	91,629,588	
Total Operating Revenue		463,674,874	464,582,926	
Operating Expenses				
Employees Cost	26	291,703,634	282,687,114	
Supplies & Requisites	27	6,976,940	6,158,735	
Maintenance Expenses	28	4,777,006	6,597,895	
Services	29	69,744,956	56,965,295	
Depreciation & Amortisation on Property, Plant & Equipment	30	89,369,519	93,156,884	
Skills Sector Development Programme Expenses	31	3,707,273	6,033,936	
Total Operating Expenses before Provisions		466,279,328	451,599,859	
Net Operating Surplus / (Deficit) before Provisions		(2,604,454)	12,983,067	
Gratuity Provision		11,049,674	17,621,246	
Net Surplus / (Deficit) After Provisions		(13,654,128)	(4,638,179)	

The Accounting Policies on pages 06 to 10 & Notes on pages 11 to 23 form an integral part of these Financial Statements.

14.3 Cash Flow Statement

UNIVERSITY OF VOCATIONAL TECHNOLOGY			
CASH FLOW STATEMENT			
For the Year Ended 31st December		2021	2020
		Rs.	Rs.
Cash flows from operating activities			
Deficit / Surplus from ordinary activities		(13,654,128)	(4,638,179)
Non - Cash Movements			
Amortisation of Deferred Income/Capital Grants		(88,673,234)	(91,629,588)
Depreciation & Amortisation		89,369,519	93,156,884
Profit/Loss on Disposal of Assets		-	-
Gratuity		11,049,674	17,621,246
Operating Profit Before Changes in W/C		(1,908,169)	14,510,363
(Increase)/Decrease in Stocks		314,532	54,477
(Increase)/Decrease in Staff Debtors		(300,903)	(326,385)
(Increase)/Decrease in Debtors and Receivables		(4,175,466)	11,605,462
(Increase)/Decrease in Pre-payments		104,279	401,906
(Increase)/Decrease in Advances		(75,040)	38,352
(Increase)/Decrease in Deposits Receivable		-	5,000
Increase/(Decrease) in Deposits Refundable		2,716,350	(3,110,310)
Increase/(Decrease) in Accounts Payable		1,959,391	(30,965,309)
Gratuity Payment		(418,624)	(2,135,711)
Net cash flows from operating activities		(1,783,650)	(9,922,155)
Cash flows from investing activities			
Buildings		-	(22,647,805)
Computers		(573,150)	(2,171,200)
Furniture and Fittings		-	(73,872)
Office Equipment		(71,250)	(1,432,865)
Teaching Equipment		(61,900)	(4,103,665)
Plant and Machinery		-	(1,425,735)
Books		-	-
Other Assets		(447,208)	(762,178)
Work in Progress		(2,259,620)	4,061,346
Intangible Assets		(226,500)	(687,926)
Investments		(8,274,792)	(6,022,435)
Library Deposits		1,895,000	2,045,000
Laboratory Deposits		1,895,000	2,045,000
Hostel Deposit		(46,000)	-
Proceeds from Disposal of Assets		-	-
Lease Rental		(2,213,157)	(1,963,235)
Net cash flows from investing activities		(10,383,577)	(33,139,570)
Cash flows from financing Activities			
Capital Contributions - Treasury		5,126,350	46,748,500
Capital Grants		-	11,629,346
Net cash flow from financing activities		5,126,350	58,377,846
Net increase/(decrease) in cash and cash equivalents		(7,040,877)	15,316,121
Cash and cash equivalents at beginning of the period		25,755,746	10,439,625
Cash and cash equivalents at end of the period		18,714,869	25,755,746

The Accounting Policies on pages 06 to 10 & Notes on pages 11 to 23 form an integral part of these Financial Statements.

14.4 Statement of changes in Net Assets

UNIVERSITY OF VOCATIONAL TECHNOLOGY																
STATEMENT OF CHANGES IN NET ASSETS FOR THE YEAR ENDED 31ST DECEMBER 2021																
															Rs.	
	Accumulated Fund	Revaluation Surplus	Other FUNDS	Capital Grants	Treasury	GOPA	Ministry of YASD	DTET	NORAD	SDP	MOF	SDD	GIZ	DIAKIN	Deferred Income	Total Net Assets
	Rs	Rs	RS	TEDP RS	RS	RS	RS	RS	RS	RS	RS	RS	RS	RS	RS	Rs
Balance as at 01.01.2020	(72,887,763)	29,436,320	619,312	36,824,834	5,886,667	1,860	132,322,963	685,484,279	49,831	1,589,106	6,876	176,391,195	49,816	1,559,430	600,822,701	1,598,157,427
Amortisation	-	(796,653)		(7,407,493)	(1,382,500)	(310)	(11,811,680)	(9,227,316)	(49,480)	(483,891)	-	(2,974,257)	(6,600)	(243,111)	(58,042,950)	(92,426,241)
Additions			-					-				11,629,346	-	-	46,748,500	58,377,846
Contributions for the year															-	-
Surplus /(Deficit)	(4,638,179)															(4,638,179)
Balance as at 31.12. 2020	(77,525,942)	28,639,667	619,312	29,417,341	4,504,167	1,550	120,511,283	676,256,963	351	1,105,215	6,876	185,046,284	43,216	1,316,319	589,528,251	1,559,470,853
Balance as at 01.01. 2021	(77,525,942)	28,639,667	619,312	29,417,341	4,504,167	1,550	120,511,283	676,256,963	351	1,105,215	6,876	185,046,284	43,216	1,316,319	589,528,251	1,559,470,853
Amortisation	-	(801,776)		(5,830,607)	(1,382,500)	(310)	(11,811,681)	(9,214,381)	(117)	(116,281)		(3,102,406)	(6,600)	(243,110)	(56,965,242)	(89,475,010)
Additions			-					-				-	-	-	5,126,350	5,126,350
Contributions for the year															-	-
Surplus /(Deficit)	(13,654,128)															(13,654,128)
Balance as at 31.12. 2021	(91,180,070)	27,837,891	619,312	23,586,734	3,121,667	1,240	108,699,602	667,042,582	234	988,934	6,876	181,943,878	36,616	1,073,209	537,689,359	1,461,468,065

The Accounting Policies on pages 06 to 10 & Notes on pages 11 to 23 form an integral part of these Financial Statements.

14.5 Statement of Comparison of Budget and Actual Amounts – 2021

UNIVERSITY OF VOCATIONAL TECHNOLOGY					
STATEMENT OF COMPARISON OF BUDGET AND ACTUAL AMOUNTS - 2021					
					LKR
Category	Original Budget	Revised Budget	Actual	Variance	Remarks
Receipts					
Government Contribution	415,000,000	415,000,000	341,350,000	73,650,000	
University Earnings	39,000,000	39,000,000	26,899,583	12,100,417	No students registration in 2021, Semester extended
Skills Sector Development Programme	7,500,000	3,400,000	4,128,692	-728,692	Borne by SSDP
Total Receipts	461,500,000	457,400,000	372,378,275	85,021,725	
				-	
Payments					
Personal Emoluments	319,000,000	319,000,000	297,383,440	21,616,560	No recruitments done as expected
Travelling	1,700,000	1,700,000	3,265	1,696,735	
Supplies	11,700,000	11,700,000	5,405,812	6,294,188	
Maintenance	9,000,000	9,000,000	4,863,640	4,136,360	
Services	109,100,000	107,100,000	66,417,951	40,682,049	Savings due to Covid 19 Pandemic situation
Others	3,500,000	5,500,000	13,605	5,486,395	
Skills Sector Development Programme	7,500,000	3,400,000	4,128,692	-728,692	
Total Expenditure	461,500,000	457,400,000	378,216,405	79,183,595	
Net Receipts/Payments			-5,838,130		

14.6 Notes to the Financial Statements

Significant Accounting Policies

14.6.1 General Policies

Reporting Entity

University of Vocational Technology (hereafter referred to as the “University”) was incorporated by Act of parliament No.31 of 2008, and is situated at No.100, Kandawala, Rathmalana.

Financial Period

The financial period of the University is from 01 st January 2020 to 31st December 2020.

Principal Activities

- (a) Conducting undergraduate programmes
- (b) Development of postgraduate programmes
- (c) Conducting researches relating to TVET Education
- (d) Developing curricula for TVET institutions
- (e) Conducting short term training programs, seminars and workshops for professional development

Going Concern

The University made an assessment of the University and its ability to continue as a going concern and is satisfied that it has the resources to continue the entity for the foreseeable future. Based on that the Financial Statements have been prepared on Going Concern basis.

Basis of Preparation

(a) Statement of Compliance

The Financial Statements have been prepared in conformity with Sri Lanka Public Sector Accounting Standards issued by the Institute of Chartered Accountants of Sri Lanka . The accounting policies are consistent with those used in the previous period, except where it is disclosed.

(b) Basis of Measurement

Financial statements have been prepared on accrual basis under the historical costs basis and no adjustments are made for changes in values, except where it is stated.

(c) Functional & Presentation Currency

Financial Statements are presented in Sri Lankan Rupees, which is the functional & presentation currency of the University.

All financial information presented in Sri Lankan Rupees has been rounded to the nearest Rupee, unless stated otherwise.

Comparative Information

Comparative information is disclosed in respect of the previous period to enhance the understanding of the financial statements of the current period.

When the presentation or classification of items in the financial statements have been amended, comparative amounts have also been reclassified to conform with the current year in order to provide a better presentation.

1.1.7 Materiality & Aggregation

Each material class of similar items have been presented separately in the Financial Statements. Items of dissimilar nature or function have been presented separately unless they are immaterial.

1.1.8 Offsetting

Assets , liabilities and revenue , expenses have not been offset unless required or permitted by the SLPSAS.

14.6.2 Assets & Bases of their valuation

Property Plant and Equipment

(a) Recognition & Measurement

Property, Plant and Equipment which were acquired after 12 October 2009 are stated at cost less accumulated depreciation.

(b) Cost

The cost of property, plant and equipment comprises its purchase price and any expenditure incurred in bringing the assets to its working condition for its intended use. Subsequent expenditure incurred for the purpose of acquiring, extending, or improving assets of a permanent nature has been treated as capital expenditure.

(C) Depreciation

The provision for depreciation is calculated by using the straight line method on the cost or valuation of property, plant & equipment, at the following rates over their useful lives.

• Buildings	5%	
• Boundary Walls		5%
• Fountain	5%	
• Motor Vehicles		25%
• Computers	16.66%	
• Furniture & Fittings	10%	
• Office Equipment	10%	
• Plant & Machinery	10%	
• Teaching Equipment	10%	
• Books	10%	
• Other Assets	16.66%	

Depreciation is provided for the full year, for year of acquisition and no depreciation is provided for the year of disposal of assets, up to 31.12.2013. Depreciation of assets begins when it is available for use and ceases date on which asset is classified as held for sale/ disposal, from 2013 onwards.

The cost of the Establishment Code developed for the University is identified under Other Assets and would be written off once it is feasible for implementation.

Valuation of Assets

(a) Revalued Property, Plant & Equipment were stated at revalued amounts less accumulated Depreciation.

The reassessment of balance useful life time of Property, Plant and Equipment was carried out in 2020, by an appointed committee and depreciated accordingly.

Reassessed Useful Life time

Motor Vehicles	3 Yrs. from 2020 purchased in 2009 5 Yrs. from 2020 purchased in 2011
Office Equipment	3 Yrs. from 2020 purchased in 2011
Furniture & Fittings	3 Yrs. from 2020 purchased in 2009 5 Yrs. from 2020 purchased in 2011
Other Assets	3 Yrs. from 2020 purchased in 2009 3 Yrs. from 2020 purchased in 2010 3 Yrs. from 2020 purchased in 2011 3 Yrs. from 2020 purchased in 2013 3 Yrs. from 2020 purchased in 2015
Teaching Equipment	5 Yrs. from 2020 purchased in 2009 5 Yrs. from 2020 purchased in 2011
Computers	2 Yrs. from 2020 purchased in 2015 4 Yrs. from 2020 purchased in 2016
Plant & Machinery	3 Yrs. from 2020 purchased in 2010 3 Yrs. from 2020 purchased in 2011

The reassessment of balance useful life time of Property, Plant and Equipment was carried out in 2021, by an appointed committee and depreciated accordingly.

Reassessed Useful Life time

Motor Vehicles	5 Yrs. from 2021 purchased in 2009
Office Equipment	5 Yrs. from 2021 purchased in 2010 3 Yrs. from 2021 purchased in 2010
Other Assets	5 Yrs. from 2021 purchased in 2012 5 Yrs. from 2021 purchased in 2016
Teaching Equipment	3 Yrs. from 2021 purchased in 2012

Books	5 Yrs. from 2021 purchased in 2007 5 Yrs. from 2021 purchased in 2011 5 Yrs. from 2021 purchased in 2012 5 Yrs. from 2021 purchased in 2016
Plant & Machinery	3 Yrs. from 2021 purchased in 2012

Lease - Finance Lease

Lease in terms of which the university assumes substantially all the risks & rewards of ownership is transferred to the university, classified as Finance Lease. On initial recognition, the leased asset under Motor Vehicles is measured at an amount equal to the lower of its fair value and the present value of minimum lease payments. Subsequent to initial recognition the asset is accounted for in accordance with the accounting policy applicable to the asset.

Minimum lease payments under finance lease are apportioned between the finance expense and the reduction of the outstanding liability.

Capital Works in Progress

Capital work in progress is stated at cost. These are expenses of capital nature directly incurred in the construction of property, plant and equipment awaiting capitalization. Capital work in progress would be transferred to the relevant asset category when it is available for use.

Inventories

Inventories are stated at the lower of cost and net realizable value. Net realizable value is the estimated selling price at ordinary course of business less the estimated cost of completion and selling expenses.

14.6.3 Provision for Retiring Gratuity

Provision for Retiring Gratuity 2020

Provision has been made for the retiring gratuity, which may fall due for payment under the payment of Gratuity Act No. 12 of 1983 for all the employees those who have been in service more than one year, in the University. The liability to an employee arises only on completion of 5 years of continued service.

The liability is not externally funded .

Restatement of Provision for Gratuity 2019

The gratuity liability is actuarially valued as at 31.12.2018 and the provision as at 31.12.2019 calculated based on the current service cost and the discount rate of 11 % given by the Actuarial Valuer in their report on Gratuity Valuation as at 31.12.2018.

Nevertheless, with the issuance of circular no 05/2019, dated 04.06.2019 by the University Grants Commission It has been advised to consider Academic Allowance and Monthly Compensatory Allowance in calculating gratuity, which were not previously taken .

Therefore, the Financial Statements of 2019 have been restated to effect the above change .

Effect on 2019 (Mn)

Increase in Gratuity Expenditure	47.3
Increase in Deficit	47.3
Increase in Gratuity Provision	47.3
Decrease in Net Assets/Equity	47.3

14.6.4 Government Grants & Subsidies

Government grants that compensate the University for expenses incurred are recognized on receipt. Grants that are in recurrent nature are recognized as income in the statement of financial performance where as grants that are of capital nature have been credited to the differed income and amortized annually on consistent basis over the useful life of the related asset.

14.6.5 Financial Performance Statement

Revenue Recognition

- (a) Revenue from recurrent grant is recognized on receipt.
- (b) Grant from Skills Sector Development Programme is recognized on accrual basis.
- (c) Course and Diploma fees are recognized on receipt.
- (d) Consultancy income is recognized as revenue on completion of such activity.
- (e) Other income is recognized on accrual basis.

Expenditure

All expenditure incurred in day to day operations of the university and in maintaining the property, plant and equipment in a state of efficiency, has been charged to Income Statement in arriving at the Surplus/Deficit for the year.

14.6.6 Cash flow Statement

The Cash flow Statement has been prepared by using the "Indirect Method" Cash and Cash equivalents comprise of bank balances of the University Bank Accounts.

14.6.7 Disclosures

Events after balance sheet date

There were no events occurring after the Balance Sheet date which require adjustments or disclosures in the financial statements.

14.7 Notes to the Financial Statements

University of Vocational Technology			
Notes to the Financial Statements			
For the Year Ended 31st December			
		2021	2020
		Rs.	Rs.
2	Balances at Banks		
	Bank of Ceylon - Rathmalana A/C 0070308457	4,782,225	7,846,705
	Peoples Bank - Rathmalana A/C 080-1-001-3-0003120	3,443,644	7,420,041
	Call Deposit-Bank of Ceylon - Ratmalana (TESS Project)	10,489,000	10,489,000
		18,714,869	25,755,746
3	Advances, Deposits Receivable		
	Advances		
	Sundry advances	135,040	60,000
		135,040	60,000
	Deposits Receivable		
	Sri Lanka Transport Board	117,420	117,420
		117,420	117,420
		252,460	177,420
4	Pre-payments		
	Insurance & Registration Fees	384,592	420,974
	Rates & Taxes	33,555	33,555
	Mainten.-Computer & Access., Photocopiers, Printers, UPS, Air Conditioners & Lift	793,040	805,025
	News Papers & Periodicals	-	55,912
		1,211,187	1,315,466
5	Staff Loans & Advances		
	Distress Loans	6,893,463	6,593,810
	Festival Advances	1,250	-
		6,894,713	6,593,810
6	Debtors and Receivables		
	Rental of Property - Hostel	142,000	117,000
	Fixed Deposit Interest	1,206,990	687,473
	Call Deposit Interest	2,299	2,299
	Fixed Deposit Interest - Students Welfare	165,436	275,428
	Call Deposit Interest - TESS Project	419,560	-
	P.M.U.S.Mudalige	3,400	3,400
	P.A.K.Gananath	7,000	7,000
	Skills Sector Development Programme	259,840	630,646
	University Colleges	316,750	-
	A.S.K.Wijewardana	3,169,582	-
	I.N.Peduruheewa	127,274	-
	H.M.I.S.K.Herath	78,581	-
		5,898,712	1,723,246
	Bond to be recovered- L.H.D. Anuruddha Kumara		
	Legal action taken, Court case No.8346/20/M		
	Bond value-Rs.1,769,730/-		
7	Investments (Refundable Deposits of Students)		
	Peoples Bank- Ratmalana	36,582,581	36,531,329
	Bank of Ceylon- Ratmalana	31,224,545	23,001,004
		67,807,126	59,532,333

University of Vocational Technology					
Notes to the Financial Statements					
8 Property, Plant & Equipment					
	Balance as at	Adjustm.	Addition	Disposals	Balance as at
	1/1/2021				31/12/2021
	Rs.	Rs.	Rs.	Rs.	Rs.
8.1 .Rehabilitation & Improvements					
Land	4,633,190		-		4,633,190
Buildings	178,857,636		-		178,857,636
Main Building	17,601,164		-		17,601,164
Motor Vehicles	569,931		-		569,931
Computers	16,500		-		16,500
Furniture & Office Equipment	5,386,336		-		5,386,336
Plant and Machinery	157,052		-		157,052
Boundry Walls	874,486		-		874,486
Books	225,000		-		225,000
Other Assets	432,035		-		432,035
8.2 .Acquisition of Fixed Assets					
Land & Land Improvement	609,880,843		-		609,880,843
Buildings	558,103,932	-	-		558,103,932
Univotec Fountain	11,190,627		-		11,190,627
Motor Vehicles	43,875,000		-	-	43,875,000
Lease Vehicle	11,957,650		-		11,957,650
Computers	92,520,293	-	573,150	-	93,093,443
Furniture and Fittings	72,180,324	-	-	-	72,180,324
Office Equipment	54,736,838		71,250	-	54,808,088
Teaching Equipment	348,139,160	-	61,900	-	348,201,060
Plant and Machinery	133,593,878	-	-	-	133,593,878
Books	40,234,296	-	-	-	40,234,296
Other Assets	17,725,022	-	447,208	-	18,172,230
Sub Total	2,202,891,192	-	1,153,508	-	2,204,044,700
Property, Plant & Equipment - SSD					
	Balance as at	Adjustm.	Addition	Disposals	Balance as at
	1/1/2021				31/12/2021
	Rs.	Rs.	Rs.	Rs.	Rs.
8.1-a .Rehabilitation & Improvements					
Buildings	22,328,065		-		22,328,065
8.2-a .Acquisition of Fixed Assets					
Furniture and Fittings	537,342		-		537,342
Office Equipment	1,322,720		-		1,322,720
Teaching Equipment	2,425,999		-		2,425,999
Plant & Machinery	5,496,450		-		5,496,450
Computers	5,780,849		-		5,780,849
Other Assets	2,002,336		-		2,002,336
Sub Total	39,893,761	-	-	-	39,893,761
Total	2,242,784,953	-	1,153,508	-	2,243,938,461

University of Vocational Technology					
Notes to the Financial Statements					
	Balance as at 1/1/2021	Adjustment	Charges for the period	Disposals	Balance as at 31/12/2021
	Rs.	Rs.	Rs.	Rs.	Rs.
Depreciation					
8.3 Rehabilitation & Improvements					
Buildings	38,026,188	-	8,942,882	-	46,969,070
Main Building	5,823,691		880,058		6,703,749
Motor Vehicles	569,931		-	-	569,931
Computers	16,500		-	-	16,500
Furniture & Office Equipment	2,422,157		538,634	-	2,960,790
Plant and Machinery	137,819		9,616	-	147,435
Boundry walls	612,140		43,724		655,864
Books	225,000		-		225,000
Other Assets	432,035	-	-	-	432,035
8.4 Acquisition of Fixed Assets					
Buildings	290,832,998	778,355	27,126,841		318,738,195
Univotec Fountain	6,154,845		559,531		6,714,376
Motor Vehicles	35,817,813	23,420	3,085,799	-	38,927,032
Lease Vehicle	4,529,165		2,989,413		7,518,577
Computers	66,457,170	-	7,202,950	-	73,660,120
Furniture and Fittings	51,558,368	-	3,985,136		55,543,504
Office Equipment	48,004,573	-	1,939,304		49,943,877
Teaching Equipment	260,179,785	-	14,546,537		274,726,323
Plant and Machinery	56,806,613	-	11,738,806		68,545,418
Books	32,511,715	-	1,221,760		33,733,475
Other Assets	14,510,796	-	594,867		15,105,662
Sub Total	915,629,302	801,775	85,405,858	-	1,001,836,935
Depreciation - SSD					
	Balance as at 1/1/2021	Adjustment	Charges for the period	Disposals	Balance as at 31/12/2021
	Rs.	Rs.	Rs.	Rs.	Rs.
8.3-a Rehabilitation & Improvements					
Buildings	2,742,233		1,116,403		3,858,637
8.4-a Acquisition of Fixed Assets					
Furniture and Fittings	322,405		53,734		376,140
Office Equipment	793,632		132,272		925,904
Teaching Equipment	1,461,933		242,600		1,704,533
Plant & Machinery	2,474,904		549,645		3,024,549
Computers	963,475		963,475		1,926,950
Other Assets	1,869,507		44,276		1,913,783
Sub Total	10,628,090	-	3,102,405	-	13,730,496
Total Depreciation	926,257,392	801,775	88,508,263	-	1,015,567,431
TOTAL NET VALUE	1,316,527,561				1,228,371,030

University of Vocational Technology
Notes to the Financial Statements

For the Year Ended 31st December		Note	2021 Rs.	2020 Rs.
9	Work in Progress		330,624,193	328,364,573
	Work in Progress-Acquisition of Capital Assets			
	Buildings - Studio		238,842,027	238,842,027
	Equipment - Studio		65,661,090	65,661,090
	Equipment - Air Conditioners		2,259,620	
	Students Hostel		22,541,456	22,541,456
	Intangible Assets			
	Software - Finance		1,320,000	1,320,000
			330,624,193	328,364,573

10 Intangible Assets

	Balance as at 1/1/2021	Addition	Balance as at 12/31/2021
	Rs.	Rs.	Rs.
10 Improvements			
EMIS	3,400,000	-	3,400,000
10 Acquisitions			
ELT	1,525,000	-	1,525,000
Video Editing	525,000		525,000
MS Office	1,347,191	-	1,347,191
Library (Koha)	420,000		420,000
Antivirious Solution	645,926		645,926
GPS Tracking System		226,500	226,500
Total	7,863,117	226,500	8,089,617

Amortisation

	Balance as at 1/1/2021	Amortisation for the period	Balance as at 12/31/2020
	Rs.	Rs.	Rs.
10 Improvements			
EMIS	3,400,000	-	3,400,000
10 Acquisitions			
ELT	1,525,000	-	1,525,000
Video Editing	525,000	-	525,000
MS Office	527,804	449,063	976,867
Library (Koha)	198,684	140,000	338,684
Antivirious Solution	5,309	215,309	220,618
GPS Tracking System		56,884	56,884
Total Amortisation	6,181,797	861,256	7,043,053
Total Net Value	1,681,320		1,046,564

University of Vocational Technology			
Notes to the Financial Statements			
For the Year Ended 31st December		2021	2020
		Rs.	Rs.
11	Accounts Payable & Other Liabilities	32,971,517	31,012,126
	Accrued Expenses		
	Salaries & Wages	552,205	-
	EPF Contributions	36,870	-
	ETF Contributions	9,218	-
	Cost of Living Allowance	19,232	-
	Application Processing Fees	153,810	-
	Membership	4,410	-
	Fuel Allocation (Pool Vehicles)	46,590	25,210
	Overtime	150,505	-
	Honoraum	4,000	216,000
	Other Allowance-Other	12,000	32,000
	Travelling	430	-
	Telephone	65,610	54,930
	Internet Service	726,031	695,431
	Electricity	597,125	159,390
	Maintenance-Photocopiers,Air Conditioners & Lift	33,300	131,944
	Water	29,246	153
	News papers and Periodicals	-	11,100
	Security Services	829,962	544,022
	Janitorial Services	880,928	881,383
	Vehicle Hire	6,300	-
	Consultancy Training-Other	-	12,000
	Legal Charges	870	295,000
	Cell Member Fees-DB	259,840	181,547
	Examination Charges	207,840	408,215
	Assessor Training-DB	-	59,950
	Social Marketing-DB	-	249,960
	Teacher Training Programme - Internal-DB	-	32,000
	Training Center Management-DB	-	55,000
	NVQ 5 for TVET Trainers-DB	-	1,925
	Visiting Lecture Fees		
	B.Tech Software Technology-B2	21,875	-
	B.Tech Software Technology-B1	12,000	28,000
	B.Tech Network Technology-B2	21,875	-
	B.Tech Network Technology-B1	12,000	28,000
	B.Tech Building Service Technology-B2	328,375	22,500
	B.Tech Building Service Technology-B1	100,875	67,500
	B.Tech Mechatronics Technology-B1	45,000	30,000
	B.Tech Mechatronics Technology-B2	73,375	109,200
	B.Tech Multimedia Technology-B2	21,875	-
	B.Tech Multimedia Technology-B1	11,998	28,000
	B.Tech Film & Tele.Production Technology-B2	176,625	-
	B.Tech Industrial Management-B2	247,500	-
	B.Tech Industrial Management-B1	184,500	-
	B.Tech Construction Technology & Resource Management-B1	58,500	228,750
	B.Tech Construction Technology & Resource Management-B2	93,000	141,750
	B.Tech Quantity Surveying-B2	460,125	-
	B.Tech Manufacturing Technology-B2	7,375	7,200
	B.Tech Manufacturing Technology-B1	26,250	7,500
	B.Tech Food Technology-B2	116,250	307,125
	B.Tech Food Technology-B1	98,250	356,600
	B.Tech Hotel Management-B2	192,750	-
	B.Tech Media Art Production-B1	219,000	-
		7,155,695	5,409,285

University of Vocational Technology			
Notes to the Financial Statements			
For the Year Ended 31st December		2021	2020
		Rs.	Rs.
Computers		168,200	-
Stock in Hand		7,450	1,500
		175,650	1,500
		7,331,345	5,410,785
Other Liabilities			
Salary		59,790	34,743
EPF Payable		-	19,488
ETF Payable		-	2,923
Payee Tax		154,645	91,833
Receipts in Advance		10,909,201	10,489,641
Retention		11,748,892	12,608,816
Provision for Audit Fees		500,000	400,000
Student's Welfare		2,267,644	1,926,377
Payables-Sundries		-	27,520
		25,640,172	25,601,341
12 Short Term Deposits Refundable			
Tender Deposits		668,200	1,390,850
Library Deposits		4,237,000	2,539,000
Laboratory Deposits		4,235,000	2,540,000
Hostel Deposits		130,000	84,000
		9,270,200	6,553,850
13 Lease Obligation			
Vehicle No:CBH 3320			
Lessor : Bank of Ceylon			
Lease Agreement No:68100201900274700			
Vehicle Type:Honda-CRV			
Installement due for 2022		3,152,868	3,152,868
Interest in Suspense			
Interest due for 2022		(657,974)	(939,711)
		2,494,894	2,213,157
14 Provision for Gratuity			
Balance as restated at 01.01.2021		99,883,764	84,398,229
Provision for year 2021		11,049,674	17,621,246
Gratuity payment		(418,624)	(2,135,711)
		110,514,814	99,883,764
15 Long Term Deposits Refundable			
Library Deposits		21,825,000	19,930,000
Laboratory Deposits		21,815,000	19,920,000
Hostel Deposits		705,000	751,000
		44,345,000	40,601,000
16 Lease Obligation			
Vehicle No:CBH 3320			
Lessor : Bank of Ceylon			
Lease Agreement No:68100201900274700			
Vehicle Type:Honda-CRV			
Balance as at 01.01.2021		10,772,299	13,925,167
Installment Paid during the year		(3,152,868)	(3,152,868)
Balance as at 31.12.2021		7,619,431	10,772,299
Interest in Suspense			
Balance as at 01.01.2021		1,976,698	3,166,331
Interest Paid during the year		(939,711)	(1,189,633)
Balance as at 31.12.2021		1,036,987	1,976,698
Non Current Lease Obligation			
Lease Obligation		6,582,444	8,795,601
Interest in Suspense		(2,494,894)	(2,213,157)
Balance as at 31.12.2021		4,087,550	6,582,444

University of Vocational Technology				
Notes to the Financial Statements				
				Rs.
For the Year Ended 31st December				
17 Capital Grants				
Capital Grant -Technical Education Development Project				
	Value	Adjustment	Amortisation	Balance
Acquisition of Fixed Assets				
Building	13,365,794		7,970,592	5,395,202
Fountain	11,190,627		6,714,377	4,476,250
Computers	15,449,850	291,000	14,533,928	624,922
Office Equipment	44,958,211		44,453,850	504,361
Teaching Equipment	174,760,907		164,668,412	10,092,495
Furniture & Fittings	31,558,455		29,843,440	1,715,015
Library Books	10,276,876		9,498,387	778,489
Total	301,560,720	291,000	277,682,986	23,586,734
Capital Grant -Treasury				
	Value		Amortisation	Balance
Acquisition of Fixed Assets				
Motor Vehicles	25,150,000		22,028,333	3,121,667
Total	25,150,000		22,028,333	3,121,667
Capital Grant -GOPA				
	Value		Amortisation	Balance
Acquisition of Fixed Assets				
Furniture & Fittings	18,600		17,360	1,240
Total	18,600		17,360	1,240
Capital Grant -Ministry of YASD				
	Value		Amortisation	Balance
Acquisition of Fixed Assets				
Land & Land Improvements	2,361,079			2,361,079
Building	234,528,687		128,940,459	105,588,228
Vehicles	758,245	279,077		479,168
Teaching Equipment	6,018,283	5,814,456		203,827
Computers	79,850	79,850		-
Office Equipment	67,300			67,300
Total	243,813,444	135,113,841		108,699,602
Capital Grant -DTET				
	Value	Adjustment	Amortisation	Balance
Acquisition of Fixed Assets				
Land	595,500,000			595,500,000
Building	161,003,908		90,494,000	70,509,908
Office Equipment	80,401	29,252	109,653	-
Plant & Machinery	44,792		44,792	-
Furniture & Fittings	2,890,404	468,802	2,991,323	367,883
Teaching Equipment	13,789,614		13,129,969	659,645
Computer	170,432		165,286	5,146
Other Assets	5,806		5,806	-
Total	773,485,357	498,054	106,940,829	667,042,582
Capital Grant -NORAD				
	Value	Adjustment	Amortisation	Balance
Acquisition of Fixed Assets				
Office Equipment	306,823	111,629	418,452	-
Computer	4,479		4,479	-
Furniture & Fittings	1,086	244	1,276	54
Other Assets	317,986	815	318,621	180
Total	630,374	112,688	742,828	234
Capital Grant -SDP				
	Value	Adjustment	Amortisation	Balance
Acquisition of Fixed Assets				
Office Equipment	1,033,344	294,962	1,155,629	172,677
Computer	1,406,234	(722,518)	652,544	31,172
Furniture & Fittings	865,492	158,888	922,991	101,390
Teaching Equipment	15,796,981		15,113,286	683,695
Other Assets	276,160	92,524	368,684	-
Total	19,378,211	(176,144)	18,213,133	988,934
Capital Grant -WUSE				
	Value		Amortisation	Balance
Acquisition of Fixed Assets				
Computers	1,263,750	1,263,750	-	-
Total	1,263,750	1,263,750	-	-

University of Vocational Technology				
Notes to the Financial Statements				Rs.
For the Year Ended 31st December				
Capital Grant -Ministry of Finance				
Acquisition of Fixed Assets				
Computer		11,000	4,124	6,876
Total		11,000	4,124	6,876
Capital Grant -SDD				
	Value	Amortisation	Balance	
Acquisition of Fixed Assets				
Work in Progress	155,165,385		155,165,385	
Building	21,623,293	3,858,636	17,764,656	
Plant & Machinery	5,496,450	3,024,549	2,471,901	
Office Equipment	1,322,720	925,904	396,816	
Computers	5,780,849	1,926,950	3,853,899	
Furniture & Fittings	537,342	376,139	161,203	
Teaching Equipment	2,425,999	1,704,533	721,466	
Other Assrts	2,002,336	1,913,783	88,553	
Intangible Assets-Accounting Software	1,320,000		1,320,000	
Total	195,674,374	13,730,495	181,943,879	
Capital Grant -GIZ				
	Value	Amortisation	Balance	
Acquisition of Fixed Assets				
Office Equipment	66,000	29,384	36,616	
Total	66,000	29,384	36,616	
Capital Grant -DAIKIN				
	Value	Amortisation	Balance	
Acquisition of Fixed Assets				
Teaching Equipment	1,699,588	626,379	1,073,209	
Total	1,699,588	626,379	1,073,209	
Deferred Income				
Balance as at.01.01.2021			589,528,250	600,822,701
Capital Contribution for the year-Treasury			5,126,350	46,748,500
Amortization/Adj.of Depreciation for the year			(56,965,241)	(58,042,950)
Balance as at.31.12.2021			537,689,359	589,528,250
Grand Total of Capital Grants			1,524,190,932	1,607,737,816
18 Accumulated Fund				
Balance as restated at.01.01.2021			(77,525,942)	(72,887,763)
Surplus/(Deficit) Transferred from F/P			(13,654,128)	(4,638,179)
Balance as at 31.12.2021			(91,180,070)	(77,525,942)
19 Other Funds				
Library Development Fund			128,700	128,700
University Development Fund			170,485	170,485
Staff Development Fund			3,812	3,812
University Fund - Consultancy Services			316,315	316,315
			619,312	619,312
20 Skills Sector Development Grant				
Recurrent Contributions			3,707,273	6,033,936
			3,707,273	6,033,936

University of Vocational Technology				
Notes to the Financial Statements				
For the Year Ended 31st December			2021	2020
			Rs.	Rs.
21	Revenue From Academic Activities			
	Course fees			
	National Diploma in Technical Teacher Education		-	20,700
			-	20,700
	Consultancy Income			
	Consultancy Other		-	583,750
			-	583,750
	Total Revenue From Academic Activities		-	604,450
22	Direct Expenditure on Academic Activities			
	Consultancy Payments			
	Others		-	211,950
			-	211,950
	Total Direct Expenditure on Academic Activities		-	211,950
23	Revenue From Degree Programme		21,327,209	16,606,496
	B.ed Tech Degree Programme		538,000	276,000
	B. Tech Degree Programme			
	Software Technology-B2		912,309	561,800
	Software Technology-B1		127,960	154,200
	Network Technology-B1		87,200	67,200
	Network Technology-B2		778,060	597,600
	Building Services Technology-B1		112,200	11,300
	Building Services Technology-B2		1,074,460	480,400
	Manufacturing Technology-B1		222,300	22,800
	Manufacturing Technology-B2		680,760	194,400
	Multimedia Technology-B1		119,800	26,400
	Multimedia Technology-B2		1,226,760	614,400
	Mechatronics Technology-B1		203,900	45,600
	Mechatronics Technology-B2		964,560	618,800
	Food Technology-B1		106,800	56,000
	Food Technology-B2		913,960	429,800
	Screen Play Film & Television Studies-B2		418,540	233,200
	Industrial Management-B1		122,000	6,800
	Industrial Management-B2		1,327,760	520,000
	Construction Technology & Resources Management-B1		210,600	10,000
	Construction Technology & Resources Management-B2		1,100,060	1,218,800
	Quantity Surveying-B2		1,259,900	1,111,000
	Quantity Surveying-B1		1,600	12,000
	Hotel Management-B2		210,000	-
	Media Arts Production-B1		76,000	-
	Media Arts Production-B2		50,920	
	English Language Teaching-B2		2,270,000	1,094,000
	English Language Teaching-B1		114,800	82,800
	Application Processing Fees		6,096,000	8,161,196
			20,789,209	16,330,496
24	Other Income			
	Loan Interest		287,476	240,606
	Sundries		2,881,559	307,417
	Fixed Deposit Interest		3,099,310	4,295,519
	Call Deposit Interest		183,534	81,627
	Proceeds from Sale of Condemned Assets		5,596	-
	Overhead Charges		81,650	872,170
	Rental of Property			
	Use of Premises		-	90,000
	Quarters		1,867,438	1,521,907
	Hostel		136,945	514,205
			8,543,508	7,923,451

University of Vocational Technology												
Notes to the Financial Statements												Rs.
For the Year Ended 31st December												
25	Amotisation of Deferred Income											
Acquisition Of Fixed Assets	Treasury	TEDP-Grant	Treasury - Grant	GOPA - Grant	Ministry - Grant	DTET-Grant	NORAD-Grant	SDP-Grant	SDD-Grant	GIZ-Grant	DAIKIN-Grant	Total
Building	5,209,714	668,290			11,760,723	9,049,400			1,116,403			27,804,530
Fountain	-	559,531										559,531
Motor Vehicles	4,570,663	-	1,382,500									5,953,163
Computers	7,202,950	-			-	-	-	-	963,475	-		8,166,425
Office Equipment	832,218	1,088,278			-	-	-	-	132,272	6,600		2,059,368
Teaching Equipment	11,200,827	2,833,256			50,957	113,155	-	98,716	242,600	-	243,111	14,782,622
Furniture & Fittings	3,368,421	525,386		310	-	51,826	27	17,565	53,734	-		4,017,269
Other Assets	578,372	-			-		90	-	44,277	-		622,738
Plant & Machinery	11,661,901								549,645	-		12,211,546
Library Books	1,065,746	155,866										1,221,612
Intangible Assets	861,256											861,256
Rehabilitation & Improvement	-											-
Building	8,941,142								-			8,941,142
Main Building	880,058											880,058
Furniture & Office Equipment	538,634											538,634
Plant & Machinery	9,616											9,616
Boundry Walls	43,724											43,724
Total	56,965,242	5,830,607	1,382,500	310	11,811,680	9,214,381	117	116,281	3,102,406	6,600	243,111	88,673,234

University of Vocational Technology			
Notes to the Financial Statements			
For the Year Ended 31st December		2021	2020
		Rs.	Rs.
26	Employees Cost		
	Salaries and Wages	113,072,085	113,388,926
	Cost of Living allowance	16,112,863	16,120,245
	E.P.F. Contributions	25,914,764	25,526,935
	E.T.F. Contributions	6,441,552	6,342,690
	Entertainment Allowances	1,030,705	936,811
	Gratuity Payment	69,770	-
	Other Allowances	195,500	574,000
	Overtime	1,197,031	2,292,213
	Holiday Payment	50,270	177,089
	Allowances - Governing Council	560,500	745,000
	Allowances - Transport	74,850	191,300
	Allowances - Staff Transport	3,741,935	3,148,280
	Allowances - Other Meeting	348,500	122,000
	Academic Allowance	59,220,786	51,389,097
	Research Allowance	12,492,750	11,208,542
	Additional Allowance	21,199,828	20,494,491
	Monthly Compensatory Allowance	29,979,945	30,029,495
		291,703,634	282,687,114
27	Supply and Requisites		
	Stationery	1,662,509	1,698,713
	Office Machines Consumables	1,731,285	1,499,839
	Fuel Allocation(Vice Chancellor)	446,782	381,026
	Fuel Allocation(Director General)	264,600	249,100
	Fuel Allocation(Dean Faculty of TT)	211,680	197,280
	Fuel Allocation(Dean Faculty of FIVT)	211,680	180,805
	Fuel Allocation(Dean Faculty of ICT)	117,480	185,613
	Fuel Allocation(Dean Faculty of IT)	155,160	185,613
	Fuel Allocation (Pool Vehicles)	719,651	552,025
	Fuel Allocation (Generator)	511,382	158,080
	Fuel Allocation (Director Finance)	211,680	197,280
	Fuel Allocation (Director AAQ)	155,837	197,280
	Fuel Allocation (Director SDC)	212,741	
	Uniforms	92,000	104,000
	Medical Supplies	177,350	-
	Consumables - Miscellaneous	95,123	372,081
		6,976,940	6,158,735

University of Vocational Technology			
Notes to the Financial Statements			
For the Year Ended 31st December		2021	2020
		Rs.	Rs.
28	Repairs and Maintenance of Assets		
	Vehicles		
	WPKH 6725	36,109	67,000
	301-1501	16,800	79,218
	19-6866	-	300
	62-3743	48,000	29,305
	62-4816	-	800
	NA-2503	71,649	61,739
	Ko-4860	110,759	48,557
	KR1801	99,810	76,402
	KR-7781	-	17,466
	NB-3149	157,837	134,004
	ND-5057	36,591	43,747
	CBH3320	95,468	29,772
	Plant, Machinery and Equipment		
	Computers & Accessories	40,400	861,227
	Furniture & Fittings	205,400	-
	Photocopiers, Air Conditioners & Lift	2,411,652	2,496,999
	Teaching Equipment	-	50,200
	Office Equipment	138,500	186,575
	Others	1,028,268	1,127,535
	Buildings and Structures		
	Faculty of Training Technology	5,000	20,000
	Hostel	-	20,000
	Staff Quarters	55,910	108,825
	Auditorium	2,500	-
	Others	216,353	1,138,224
		4,777,006	6,597,895
29	Services		
	Transport		
	Vehicle Hire	42,388	14,600
	Travelling Expenses	3,695	16,957
	Postage	94,198	92,796
	Telephones	1,899,059	1,626,230
	Internet Service	8,552,811	7,506,812
	Legal Charges	323,520	323,615
	Stamps For Receipts	-	230
	Electricity	6,590,804	8,448,793
	Water	1,256,764	972,225
	Taxes	33,555	33,555
	Insurance & Registration Fees	647,329	640,255
	Curriculum Development	537,600	35,015
	Visiting Lecture fees	24,813,054	15,182,467
	HND in Training Centre Management	58,894	-
	Cooperate Social Responsibility	-	800
	Learning Material	3,500	76,416
	Award Ceremonies/Convocation	-	(27,860)
	Publicity (advertising)	2,384,999	830,580
	Staff Development	73,650	131,500
	Publications	9,000	-
	NewsPapers & Periodicals	136,602	230,562
	Functions & Donations	2,330	-
	Janitorial Service	11,004,807	7,873,198
	Security Service	7,057,040	8,767,909
	Meals to Participants	442,893	774,083
	Exhibitions	-	172,740
	Examination Charges	646,900	408,215
	Research	141,852	123,875
	Translation	297,330	130,255
	Membership	520,224	866,491
	Financial & Other Charges	940,473	1,194,255
	Audit Fees	947,500	382,600
	Industrial Training	-	4,275
	Social Marketing	15,960	-
	Miscellaneous	257,675	131,851
		69,736,406	56,965,295
	Techno Economic Societal Development Training in Sri Lanka (TESS)	8,550	
	Project Expenses		
		8,550	
		69,744,956	

University of Vocational Technology				
Notes to the Financial Statements				
For the Year Ended 31st December			2021	2020
			Rs.	Rs.
30	Depreciation & Amortisation			
	Depreciation - Acqui.of Fixed Assets			
	Buildings		27,126,841	27,131,964
	Fountain		559,531	559,531
	Motor Vehicles		3,085,799	5,782,795
	Lease Vehicle		2,989,413	2,989,413
	Computers		8,166,424	8,185,989
	Furniture and Fittings		4,038,870	4,260,823
	Office Equipment		2,071,576	2,535,416
	Teaching Equipment		14,789,137	16,046,989
	Books		1,221,760	1,933,825
	Plant & Machinery		12,288,451	11,387,723
	Other Assets		639,143	391,337
			76,976,945	81,205,805
	Depreciation -Reha.of Fixed Assets			
	Buildings		10,059,286	9,872,717
	Main Building		880,058	880,058
	Furniture & Office Equipments		538,634	538,634
	Plant & Machinery		9,616	15,705
	Boundry Walls		43,724	43,724
			11,531,318	11,350,838
	Total Depreciation for the Period			88,508,263
	Amortisation			
	Amortisation - Acqui.of Fixed Assets			
	Intangible Assets		861,256	600,241
	Total Amortisation for the period			861,256
	Total Depreciation & Amortisation for the period			89,369,519
31	Operating Expenses -SSD			
	Short Courses for Academics		453,419	130,306
	Assessor Training		14,987	179,753
	NVQ 5 for TVET Trainers		29,250	1,105,215
	Curriculum Development		942,300	1,621,960
	Quality Assurance Unit		-	279,106
	Social Marketing		-	303,960
	Postgraduate Programmes		1,524,900	1,054,742
	Obtain Recognition-IESL		-	55,000
	Cell Member Fees		742,417	996,860
	Teacher Training Programme - Internal		-	300,034
	Teacher Training Programme - External		-	7,000
	Total Operating Expenses			3,707,273
				6,033,936

14.8 Trial Balance

Code	Discription	Dr	Cr
1001-1	Salaries & Wages	113,072,085	
1001-2	EPF Contribution	25,914,764	
1001-3	ETF Contribution	6,441,552	
1001-4	Gratuity	11,119,444	
1001-5	Academic Allowance	59,220,786	
1001-6	Cost of Living allowance	16,112,863	
1001-11	Research Allowance	12,492,750	
1001-13	Additional Allowance	21,199,828	
1001-14	Monthly Compensatory Allowance	29,979,945	
1002-1	Overtime	1,197,031	
1002-2	Holiday Payment	50,270	
1003-1	Honoraium	560,500	
1003-2	Allowance to Other Meeting	348,500	
1003-3	VC's Entertainment Allowances	317,957	
1003-4	Entertainment Allowances	712,748	
1003-6	Other allowance	195,500	
1003-7	Transport Allowance	74,850	
1003-8	Staff Transport Allowance	3,741,935	
1100	Travelling Expenses		
1101-1	Domestic - Travelling	3,695	
1200	Supplies		
1201-1	Stationery	1,662,509	
1201-3	Office Machines Consumable	1,731,285	
1202-1	Fuel Allocation - VC	446,782	
1202-2	Fuel Allocation- DG	264,600	
1202-3	Fuel Allocation- Dean Faculty of IT	211,680	
1202-4	Fuel Allocation- Dean Faculty of FIVT	211,680	
1202-5	Fuel Allocation- Director Finance	211,680	
1202-7	Fuel Allocation - (Pool Vehicle)	648,451	
1202-8	Fuel Allocation-Generator	511,382	
1202-10	Fuel Allocation-Director AAQ	155,837	
1202-11	Fuel Allocation-ND-5057	71,200	
1202-12	Fuel Allocation- Dean Faculty of ICT	117,480	
1202-13	Fuel Allocation- Dean Faculty of IT	155,160	
1202-14	Fuel Allocation- Ditrector-SDC	212,741	
1205-2	Uniforms	92,000	
1205-3	Medical Supplies	177,350	
1205-4	Miscellous Consumables	95,123	
1300	Maintenance Expenditure		
1301-1	Vehicle-WPKH 6725	36,109	
1301-2	Vehicle-301-1501	16,800	
1301-4	Vehicle-62-3743	48,000	
1301-7	Vehicle-NA-2503	71,649	
1301-8	Vehicle-Ko-4860	110,759	
1301-9	Vehicle-KR-1801	99,810	
1301-11	Vehicle-NB 3149	157,837	
1301-12	Vehicle-ND 5057	36,591	
1301-13	Vehicle-CBH3320	95,468	
1302-1	Maintenance-Computer & Accessories	40,400	
1302-3	Furniture & Fittings	205,400	
1302-5	Others	1,028,268	
1302-6	Photocopiers,Air Conditioners & Lift	2,411,652	
1302-7	Office Equipment	138,500	
1303-2	Faculty of Training Technology	5,000	
1303-9	Staff Quarters	55,910	
1303-10	Auditorium	2,500	
1303-11	Other	216,353	

University of Vocational Technology			
Trial Balance			
For the Year Ended 31st December -2021			
1400	Services		
1401	Transport		
1401-1	Vehicle hire	42,388	
1402	Postal and Communication		
1402-1	Postage	94,198	
1402-2	Telephones	1,899,059	
1402-3	Internet sevice	8,552,811	
1402-5	Leagal Charges	323,520	
1403-1	Electricity	6,590,804	
1403-2	Water	1,256,764	
1404-2	Taxes	33,555	
1404-3	Insurance & Registration Fees	647,329	
1405	Other Services		
1405-1	Curriculum Development	537,600	
1405-1-DB	Curriculum Development-DB	942,300	
1405-2	Learning Materials	3,500	
1405-7	Publicity(Advertising)	2,384,999	
1405-8	Staff Development	73,650	
1405-9	Research	141,852	
1405-10	Publications	9,000	
1405-11	Newspapers & Periodicals	136,602	
1405-12	Functions & Donations	2,330	
1405-13	Janitorial Services	11,004,807	
1405-14	Security Services	7,057,040	
1405-15	Audit Fees	947,500	
1405-16	Meals to Participants	442,893	
1405-17	Examination Charges	646,900	
1405-19	Membership	520,224	
1405-20	Financial & Other Charges	940,473	
1405-23 DB	Assessor Training-DB	14,988	
1405-25	Translation	297,330	
1405-26	Social Marketing	15,960	
1405-30	Miscellaneous	257,675	
1405-32	HND in Training Centre Management	58,894	
1405-34 DB	Short Courses for Academics-DB	453,419	
1405-35-DB	NVQ 5 for TVET Trainers-DB	29,250	
1405-37-DB	Postgraduates-DB	1,524,900	
1405-45-DB	Cell Member Fees-DB	742,417	
1405-50-TESS		8,550	
1500	Depreciation (Rehabilitation & Improvement of Assets)		
1500-1	Depreciation-Building	10,059,286	
1500-4	Depreciation-Furniture & Office Equipment	538,634	
1500-6	Depre-Plant & Machinery	9,616	
1500-8	Depre-Boundary of Walls	43,724	
1500-10	Depre-Main Building	880,058	
	Depreciation (Acquisition of Asset)		
1600-1	Depre-Acuqisi.Building	27,126,841	
1600-2	Depre-Acuqisi.Motor vehicles	6,075,211	
1600-3	Depre-Acquisi.Computers	8,166,424	
1600-4	Depre-Acquisi.Furniture and fittings	4,038,870	
1600-5	Depre-Acquisi.Office Equipments	2,071,576	
1600-6	Depre-Acquisi.Teaching Equipments	14,789,137	
1600-7	Depre-Acquisi.Plant & Machinery	12,288,451	
1600-8	Depre.Acquisi.Books	1,221,760	
1600-9	Depre.Acquisi.Other Assets	639,143	
1600-10	Depre.Acquisi-Univotec Fountain	559,531	
1650	Amortisation-Intangible Assets-Acquisition	861,256	
1800	Amortisation of Deferred Income		88,673,234

	University of Vocational Technology		
	Trial Balance		
	For the Year Ended 31st December -2021		
2000	Reha & Impr. Of Capital Assets		
2000-1	Reha.&imp.Land & Land Improvement	4,633,190	
2001-1	Reha.&imp.Main Building	17,601,164	
2001-12	Building & Structures	178,857,636	
2001-12-DB	Building & Structures-DB	22,328,065	
2002-3	Plant and Machinery	157,052	
2003	Motor Vehicles	569,931	
2004	Reha.Computer	16,500	
2005	Furniture & Office Equipments	5,386,336	
2007	Reha.Books	225,000	
2008	Reha.Other Assets	432,035	
2009	Reha.Boundry of Walls	874,486	
2011	Intangible Assets-Computer Software	3,400,000	
2100	Acquisition of Capital Assets		
2101	Vehicles	55,832,650	
2102-1	Furniture & Fittings	72,180,324	
2102-1-DB	Furniture & Fittings-DB	537,342	
2102-2	Office Equipments	54,808,088	
2102-2-DB	Office Equipments-DB	1,322,720	
2102-3	Teaching Equipments	348,201,060	
2102-3 DB	Teaching Equipments-DB	2,425,999	
2103	Plant and Machinery	133,593,878	
2103-DB	Plant and Machinery-DB	5,496,450	
2104	Buildings & Structures	558,103,932	
2105	Land & Land Improvement	609,880,843	
2106	Books and other Library assets	40,234,296	
2107	Work in Progress	174,138,808	
2107-DB	Work in Progress -DB	156,485,385	
2108	Other Assets	18,172,230	
2108-DB	Other Assets-DB	2,002,336	
2109	Computers	93,093,443	
2109-DB	Computers-DB	5,780,849	
2111	Univotec Fountain	11,190,627	
2113	Intangible Assets- Software	4,689,617	
3000	Revenue		
3001	Course Fees		
3014	B.Tech Degree Programmes		
3014-1-I-B1	Software Technology-B1		127,960
3014-1-I-B2	Software Technology-B2		912,309
3014-1-E-B1	Software Technology-B1	604,637	
3014-1-E-B2	Software Technology-B2	745,437	
3014-2-I-B1	Net Work Technology-B1		87,200
3014-2-I-B2	Net Work Technology-B2		778,060
3014-2-E-B1	Net Work Technology-B1	546,125	
3014-2-E-B2	Net Work Technology-B2	701,688	
3014-3-I-B1	Building Services Technology-B1		112,200
3014-3-I-B2	Building Services Technology-B2		1,074,460
3014-3-E-B1	Building Services Technology-B1	1,012,605	
3014-3-E-B2	Building Services Technology-B2	1,236,625	
3014-4-I-B1	Manufacturing Technology-B1		222,300
3014-4-I-B2	Manufacturing Technology-B2		680,760
3014-4-E-B1	Manufacturing Technology-B1	602,850	
3014-4-E-B2	Manufacturing Technology-B2	377,900	
3014-5-I-B1	Mechatronics Technology-B1		203,900
3014-5-I-B2	Mechatronics Technology-B2		964,560
3014-5-E-B1	Mechatronics Technology-B1	649,270	
3014-5-E-B2	Mechatronics Technology-B2	636,250	
3014-6-I-B1	Multimedia Technology-B1		119,800
3014-6-I-B2	Multimedia Technology-B2		1,226,760
3014-6-E-B1	Multimedia Technology-B1	429,863	

	University of Vocational Technology		
	Trial Balance		
	For the Year Ended 31st December -2021		
3014-6-E-B2	Multimedia Technology-B2	600,625	
3014-7-I-B1	B.Tech Food Technology-B1		106,800
3014-7-I-B2	B.Tech Food Technology-B2		913,960
3014-7-E-B1	B.Tech Food Technology-B1	585,025	
3014-7-E-B2	B.Tech Food Technology-B2	810,621	
3014-8-E-B2	B.Tech Film & Television Studies-B2	1,335,000	
3014-8-I-B2	B.Tech Film & Television Studies-B2		418,540
3014-9- E-B1	B.Tech Industrial Management-B1	690,000	
3014-9- E-B2	B.Tech Industrial Management-B2	1,121,250	
3014-9- I-B1	B.Tech Industrial Management-B1		122,000
3014-9- I-B2	B.Tech Industrial Management-B2		1,327,760
3014-10-I-B1	B.Tech Construction Technology & Resources Management-B1		210,600
3014-10-I-B2	B.Tech Construction Technology & Resources Management-B2		1,100,060
3014-10-E-B1	B.Tech Construction Technology & Resources Management-B1	1,107,200	
3014-10-E-B2	B.Tech Construction Technology & Resources Management-B2	836,250	-
3014-11-I-B1	B.Tech Quantity Surveying-B1	-	1,600
3014-11-I-B2	B.Tech Quantity Surveying-B2	-	1,259,900
3014-11-E-B2	B.Tech Quantity Surveying-B2	1,728,000	
3014-12-I-B2	B.Tech Hotel Management-B2	-	210,000
3014-12-E-B2	B.Tech Hotel Management-B2	659,250	-
3014-13-I-B1	B.Tech Media Arts Production-B1	-	76,000
3014-13-I-B2	B.Tech Media Arts Production-B2		50,920
3014-13-E-B1	B.Tech Media Arts Production-B1	622,350	-
3014-13-E-B2	B.Tech Media Arts Production-B2	30,000	
3015-1-I-B1	Bachelor of Education in Technology-B1	-	73,800
3015-1-I-B2	Bachelor of Education in Technology-B2		464,200
3015-1-E-B1	Bachelor of Education in Technology-B1	11,250	-
3015-1-E-B2	Bachelor of Education in Technology-B2	47,000	
3015-2-I-B1	B.ed Tech-English Language Teaching-B1		114,800
3015-2-I-B2	B.ed Tech-English Language Teaching-B2		2,270,000
3015-2-E-B1	B.ed Tech-English Language Teaching-B1	123,750	-
3015-2-E-B2	B.ed Tech-English Language Teaching-B2	565,500	
3020-I	Application Processing Fees		6,096,000
3020-E	Application Processing Fees	6,396,733	
3300	Other Income		
3300-1	Loan Income		287,476
3300-8	Sundries		2,881,559
3300-10	Fixed Deposits Interest		3,099,310
3300-11	Proceeds from Sale of Condemned Assets		5,596
3300-12	Call Deposits Interest		183,534
3300-13	Overhead Charges		81,650
3402	Government Contribution-Recurrent		341,350,000
3402-DB	Recurrent Contributions-DB		3,707,273
3403	Staff Development Grant		73,650
3505	Hostel		136,945
3506	Quarters		1,867,438

University of Vocational Technology			
Trial Balance			
For the Year Ended 31st December -2021			
4000	Current Assets		
4001	Stock in Hand	4,331,186	
4002	Sundry Advances -Recurrent	135,040	
	Staff Loans & Advances		
4004-1	Distress Loan	6,893,463	
4004-2	Festival Advance	1,250	
4005	Pre Payment	1,211,187	
4006	Deposit Receivable	117,420	
4007	Cash and Cash Equivalents	8,225,868	
4010	Call Deposit	10,489,000	
4011	Fixed Deposit	67,807,126	
4012	Debtors and Receivables	5,219,312	
4012-DB	Debtors and Receivables-DB	259,840	
4012-TESS	Debtors and Receivables-TESS	419,560	
4015	Interest in Suspense	1,036,987	
4101	Accumulated Fund	77,525,943	
4103-1	University Development Fund		170,485
4103-3	Staff Development Fund		3,812
4103-4	Library/Hostel Development Fund		128,700
4109	Deferred Income		537,689,359
4110-1	Capital Grant-TEDP Project		23,586,734
4110-2	Capital Grant-Treasury		3,121,667
4110-3	Capital Grant-GOPA		1,240
4110-4	Capital Grant-Ministry		108,699,602
4110-5	Capital Grant-DTET		667,042,582
4110-6	Capital Grant-NORAD		234
4110-7	Capital Grant-SDP		988,934
4110-9	Capital Grant-Ministry of Finance		6,876
4110-10	Capital Grant-SSD		181,943,879
4110-11	Capital Grant-GIZ		36,616
4110-12	Capital Grant-DAIKIN		1,073,209
4103-7	University Fund-Consultancy Services		316,315
4116	Capital Gain		27,837,891
4200	Provision For Depreciation (Acquisition of Assets)		
4202	Pro.for Depre.Acquisi. -Building		318,738,195
4203	Pro.for Depre.Acquisi. -Moter Vehicle		46,445,609
4204	Pro.for Depre.Acquisi. -Computers		73,660,120
4204-DB	Pro.for Depre.Acquisi. -Computers-DB		1,926,950
4205	Pro.for Depre.Acquisi. -Furniture & Fitting		55,543,504
4205-DB	Pro.for Depre.Acquisi. -Furniture & Fitting-DB		376,140
4206	Pro.for Depre.Acquisi.-Office Equipment		49,943,877
4206-DB	Pro.for Depre.Acquisi.-Office Equipment-DB		925,904
4207	Pro.for Depre.Acquisi. -Teaching Equipment		274,726,323
4207-DB	Pro.for Depre.Acquisi. -Teaching Equipment-DB		1,704,533
4208	Pro.for Depre.Acquisi. -Books		33,733,475
4209	Pro.for Depre.Acquisi. -Other Assets		15,105,662
4209-DB	Pro.for Depre.Acquisi. -Other Assets-DB		1,913,783
4211	Pro.for Depre.Acquisi. -Plant & Machinery		68,545,418
4211-DB	Pro.for Depre.Acquisi. -Plant & Machinery-DB		3,024,549
4212	Pro.For Depre.Acquisi.-Univotec Fountain		6,714,376
4250	Pro.For Amortisation - Intangible Assets -Acquisition		3,643,053
4300	Pro.for Depre.(Reha. & Improvements of Assets)		
4302	Pro.for Depre.Reha.-Building		46,969,070
4302-DB	Pro.for Depre.Reha.-Building-DB		3,858,637
4303	Pro.for Depre.Reha.-Motor Vehicles		569,931
4304	Pro.for Depre.Reha. -Computer		16,500
4305	Pro.for Depre.Reha. -Furniture & Office Equipment		2,960,790
4307	Pro.for Depre.Reha. -Books		225,000
4308	Pro.for Depre.Reha. -Other Assets		432,035
4310	Pro.for Depre.Reha. -Plant & Machinery		147,435
4311	Pro.for Depre.Reha. -Boundry Walls		655,864
4312	Pro.For Depre.Reha.Main Building		6,703,749
4350	Pro.For Amortisation - Intangible Assets -Rehabilitation		3,400,000

University of Vocational Technology			
Trial Balance			
For the Year Ended 31st December -2021			
4400	Current Liabilities		
4401-01	Student's Welfare		2,267,644
4402-1	Deposit Refundable - Miscellaneous		667,950
4402-01-DB	Deposit Refundable - Miscellaneous-DB		250
4402-2	Deposit Refundable - Library		26,062,000
4404	Accrued Expenses		7,071,506
4404-DB	Accrued Expenses-DB		259,840
4402-3	Deposit Refundable -Hostel		835,000
4402-4	Deposit payable - Laboratory		26,050,000
4408	Received in Advance	-	10,909,201
4409	Provision for Gratuity		110,514,814
4410	Provision for Audit fees		500,000
4403-3	Salary Payable		59,790
4403-7	Retention Payable		11,044,120
4403-7-DB	Retention Payable-DB		704,772
4403-8	Payee Tax Payable		154,645
4411	Finance Lease Obligation		7,619,431
	Total	3,243,654,455	3,243,654,455

15 Audit Report

My No:-VOT/A/UVT/FA/2021/03
2022

Your No:-

Date:- 31st May

Vice Chancellor,
University of Vocational Technology

Report of the Auditor General in accordance with section 12 of the National Audit Act No.19 of 2018 on financial statements and other legal and regulatory requirements for the year ended as on 31st December 2021 of the University of Vocational Technology.

The above report is attached herewith.

W.P.C Wickramarathna
Auditor General

Copies

1. Secretary : Ministry of Education

Secretary : Ministry of Finance

My No:- VOT/A/UVT/FA/2021/03
2022

Your No:-

Date:- 31st May

Vice Chancellor,
University of Vocational Technology

Report of the Auditor General in accordance with section 12 of the National Audit Act No.19 of 2018 on financial statements and other legal and regulatory requirements for the year ended as on 31st December 2021 of the University of Vocational Technology.

1. Financial statements

1.1 Opinion

The audit of financial statements of the University of Vocational Technology for the year ended 31st December 2021 comprising the statement of financial position as at 31st December 2021 and the statement of financial performance, statement of changes in net asset change and cash flow statement for the year then ended and a summary of significant accounting policies and other explanatory information was carried out under my direction in pursuance in accordance with the provisions of the National Audit Act No. 19 of 2018 to be read in conjunction with section 47(2) of the University of Vocational Technology Act No. 31 of 2008 and Article 154(1) of the Constitution of Democratic Socialist Republic of Sri Lanka. In accordance with Article 154(6) of the Constitution, my report will be tabled in Parliament in due course.

In my opinion, the financial statements give a true and fair view of the financial position of the University of Vocational Technology as at 31st December 2021 and its financial performance and cash flow for the year then ended in accordance with the Sri Lanka public sector accounting standards.

1.2 The basis for opinion

I have conducted the audit in accordance with the Sri Lanka Audit standards. My responsibilities under these auditing standards are further described in the Auditor's Responsibilities for the Audit of Financial Statements section of this report. I believe that the audit evidence I have obtained is sufficient and appropriate to provide a basis for my opinion.

1.3 Other points included in the University's Annual Report- 2020

Information which are to be submitted after the date of this audit report, included in the Annual Report 2021 of the University of Vocational Technology, but the financial statements and

information are not included in my audit report are called other information. Management is responsible for this other information.

My opinion on financial statements does not cover any other information and I do not express any opinion which is a guarantee of that.

My responsibility in audit of the financial statements is to read other information when they are available and consider whether other information is quantitatively compatible from my knowledge gained on financial publications or audit.

When reading the university's annual report 2021, if found the conclusion is to be quantitatively erroneous, those matters should be communicated to the governing parties to make them correct. If there are further misconducts, in accordance with Article 154 (6) of the Constitution, they will be included in the table of Parliament in due course.

1.2 Responsibilities of the parties who are managing and controlling the financial statements

It is the responsibility of the management to prepare and present these financial statements in accordance with the accounting standards of the Sri Lankan public sector and to determine the internal controls required to prepare financial statements which are free from material misstatement whether due to fraud or errors.

Management is responsible for determining the university's ability to sustain itself in the preparation of financial statements, and management also maintains accounting and disclosure matters related to the continued existence of the university, unless the management intends to liquidate the university or discontinue operations.

Responsibility for the financial reporting process of the university rests with the governing parties.

In accordance with sub-section of the National Audit Act No. 19 of 2018, the university shall maintain proper books and records on its income, expenditure, assets and liabilities so as to be able to prepare annual and periodical financial statements.

1.4 Responsibilities of the Auditor in relation to the auditing of financial statements.

As a matter of fact, my aim is to provide a fair proof that there are no quantitative misrepresentations in financial statements caused by frauds and errors, and to issue an auditor's report that includes my opinion. Fair certification is a high level of certification, but auditing in accordance with Sri Lanka Audit Standards does not always guarantee that it will be adequately disclosed by disclosure. Individual or collective fraudulent and erroneous pressures may result in quantitative disclosures based on these financial statements. It is expected to have an impact on the economic decision made by users.

I conducted the audit in accordance with the Sri Lanka Audit Standards with professional judgment and professional skepticism.

- Appropriate audit procedures were designed and implemented from time to time to identify and assess the risk of quantitative misrepresentations in financial statements due to fraud or errors in formulating the basis for the published audit opinion. The effects of fraud are far greater than the effects of quantitatively inaccurate statements made by error, as they are made deliberate misrepresentation by deliberate misdirection or by evasion of internal control.
- Though not with the intention of expressing an opinion on the efficiency of internal control, an understanding of internal controls was gained in order to design appropriate audit procedures from time to time.
- Assessed the fairness of the accounting policies and accounting estimates used and the relevant disclosures made by management
- Based on the audit evidence obtained as to whether there is a quantitative uncertainty about the continued existence of the university due to events and circumstances, the relevance of the institution to the use of the basis of continuity for accounting was determined. If I conclude that sufficient uncertainty exists, my audit report should focus on the related disclosures in the financial statements. If that disclosure is not sufficient then my opinion should be modified. However continued existence may end on future events or circumstances.
- The structure and content of the financial statements were evaluated and the transactions and events on which they were based were evaluated to be appropriate and reasonable in the financial statement.

Important audit findings identified during my audit, major internal governance weaknesses and other issues will be informed to the governing parties.

2. Reports on other legal and regulatory requirements.

- 1.1 The National Audit Act no.19 of 2018 contains special provisions regarding the following requirements.

I obtained all the information and explanations required for the audit in accordance with the requirements of section 12 (A) of the National Audit Act no.19 of 2018, and according to my examination, it shows that the university had maintained proper financial records.

1.1.1 According to the requirement mentioned in section 6 (I) D (iii) of the national audit act no.19 of 2018, the financial statements submitted by the university is correspond to the last year.

1.1.2 According to the requirement mentioned in section 6 (I) D (iv) of the national audit act no.19 of 2018, the recommendations made by me during the last year are included in the financial statements.

1.2 Based on the action taken and the evidence obtained and limiting to quantitative facts, none of my attention was drawn to make the following statements

1.2.1 In accordance with the requirement of section 12 (D) of the National Audit act No. 19 of 2018, a member of the Board of Governors of the university may be involved in any agreement directly or indirectly outside the normal business situation.

1.2.2 In accordance with the requirement of section 12 (F) of the National Audit act No. 19 of 2018, acted in contravention of any applicable written law or other general or special directives issued by the University Governing Body except for the following observations

Rules/ Reference to Command	Observations
a. Section 5.3 of Chapter 19 of the Establishments Code of Democratic Socialist Republic of Sri Lanka	Two officers who were entitled to get scheduled housing had not been charged rent from the date of occupation of the quarters
b. Financial Regulations of Democratic Socialist Republic of Sri Lanka	
i. Financial Regulation 571	The withholding amount of Rs. 648,703 which was more than 2 years from the date of deposit was not dealt with as per the Financial Regulations.
ii. Financial Regulation 577 (2)	For the year under review the report of the Board of Survey was not submitted to the Auditor General

- 1.2.3 In accordance with the requirement of section 12 (G) of the National Audit act No. 19 of 2018, that the powers of the university have been inconsistent with the duties and functions
- 1.2.4 In accordance with the requirement of section 12 (H) of the National Audit act No. 19 of 2018, that the university has not procured and utilized the resources in an efficient and effective manner within the relevant periods.

2. Other matters

- a. Without the approval of the Department of Management Services, 3 officers were recruited for 2 posts, which are not in the approved staff and an amount of Rs.11612706 was paid as allowances till 30th October 2021, which was the date of audit.
- b. As per the decision of the Cabinet of Ministers on 27th April 2011, an amount of Rs 434.9 million has been allocated by the Treasury and the Sectoral Skills Development Project to construct a building with a multi-purpose studio complex and a lecture hall complex for University of Vocational Technology. Although Rs. 304.5 million had been spent on this by 31st December 2020, the studio remained idle for several years due to the defects identified during the physical inspection of the studio, such as reverberation and ground imbalance which were not been rectified by the end of the year under review. The time given to complete this contract as well as the defect liability period had expired.
- c.
- d. As per the decision of the Cabinet of Ministers dated on 3rd January 2017, an estimated amount of Rs 927.34 million has been approved for the construction of a workshop, a hostel for 600 students and a canteen with 300 seating capacity for the University. Although Rs. 281.36 million had been allocated for this project for the years 2018, 2019 and 2020, only Rs. 22.5 million had been spent on consultancy fees and no action had been taken to start the project till 31st December 2021.

The contract for the renovation of the University faculty building was assigned to a private institution for a sum of Rs. 14,506,548 on 10th September 2016, and a sum of Rs 2,901 285 has been given as an advance on 12th September 2019. Although this contract has to be completed by 22nd November 2019, it has not even started until the end of the year under review. Government funds were held

- a. in the hands of an outside party for more than 2 years. Also, the validity period of the performance security obtained for this contract has expired on 19th June 2021 and no arrangements have been made to extend it.
- b. In relation to the exams conducted between 2019 and 2021, the percentage of the students who participated in the exams out of the registered students and students who got passed out of the students who participated in the exam were between 17% and 65%. The management has not pay attention to find out the reasons for the students not participating in the examinations and the reasons for the decrease in the pass percentage.
- c. The allocation of Rs. 02 million earmarked for the purchase of library books in the year under review was not utilized even at the end of the year under review.
- d. From the year 2016 to the end of the year under review, 141 goods worth Rs. 7,844,357 related to 13 items, and 102 goods related to 17 items whose value could not be identified and had not been used for a long time were still idle for as on 22 November 2021, which was the date of audit.
- e. Purchases amounting to Rs. 29.6 million, repairs amounting to Rs. 2.5 million and employee training amounting to Rs. 0.3 million, which were allocated in the procurement plan of the university for the year 2021, were not fulfilled during the year under review.
- f. In the meeting held on 18th May 2010, it was decided to obtain accreditation from the Sri Lanka Institution of Engineers and foreign recognized universities for the engineering and degree programs run by the university. However, as of the year under review, 12 years had passed since the establishment of the university. But due to the lack of curricula in the degree programs to the desired level, it was not possible to obtain quality certificates.

W.P.C.Wickramarathna
Auditor General

Answers to Auditor General's Report bearing Audit Inquiry No. VOT/A/UVT/FA/2021/03 and dated 31.05.2022 for the year ending 31.12.2021

Number	Audit Inquiry	Answer
2.2.2	As required by Section 12 (e) of the National Audit Act No. 19 of 2018, except for the following observations, that the institution has not acted in accordance with any written law or other general or special directives issued by the Governing Body of the University.	
(a)	<p align="center">Reference to Rules / Directive -----</p> <p>Section 5.3 of Chapter 19 of the Institutions Code of the Democratic Socialist Republic of Sri Lanka</p> <p align="center">observations -----</p> <p>Two officers who were entitled to get scheduled housing had not been charged rent from the date of occupied of the quarters</p>	<ul style="list-style-type: none"> • On the approval of the Board of Governors, according to the policy which is followed by the other government universities, rent is not charged for the quarters belongs to the posts of Registrar and Vice Chancellor. • Those quarters have been allocated for the positions of “Vice Chancellor” and the “Director General” since beginning of the University, those are not the residences built only for present Vice Chancellor and the Director General. • Since the date of her appointment in 2014, the Director General who is currently working the university has not used the quarters allocated for that position.

		<ul style="list-style-type: none"> • The officer who is currently holding the position of Director General has informed that she has a private residence in Colombo while submitting the application for the position and the keys and inventory related to that residence have not been accepted. • Also considering the requirements, those quarters has been used for other desires from time to time based on the decision taken by the Board of Governors to provide the above quarters for other needs. • Considering the service requirements, The Quarters of the Director General has been given the Assistant Registrar (Establishments) who worked previously as the Assistant Registrar (Examination). <p>Further, on the approval of the Board of Governors, Institutional Circular No. 09/2019 of the University Grants Commission has been adopted to deal with quarters issues. (Documents confirming the above facts submitted by Annexure No. 01,02,03,04)</p>
--	--	---

(b)	<p>Code of Monetary Regulations of the Democratic Socialist Republic of Sri Lanka</p> <p>i. 571 Monetary Actions has not been taken according to the Regulations monetary regulations regarding the deposit money of Rs. 648,703 which has exceeded 2 years from the date of deposited.</p> <p>ii. 757(2) Monetary Survey was not conducted and its report was Regulations not submitted to the Auditor General</p>	<p>The normal procedure followed by the University regarding the deposit money is to retain deposits for 2 years nearest to the financial year in which the financial statement is prepared. Accordingly, the deposit money Rs. 648,703/- corresponding to 2019 & 2020 years. Requests have been made to release major amount of this deposit. If any deposit which is not requested , actions will be taken to collect for the income in 2022.</p> <p>Due to the closure of the university in 2020 and 2021 as per government regulations to control the spread of severe covid pandemic situation and due to the risky situation as establishment of a Covid intermediate treatment center in Ratmalana area from 10.05.2021 to 23.11.2021 in this university and calling staff was limited as per the circular issued by the government , which was fairly delayed conducting the survey properly and submitting reports on time. However, actions have been taken to submit the report of 2020 to the Auditor General by the letter dated 10.12.2021. (Annex 5)</p>
-----	---	---

2.3	Other facts	
(a)	Three officers were recruited for 2 posts which are not in the approved staff without the approval of the Department of Management Services and till the date of audit 30th October 2021 Rs. 11,612,706 had been paid as allowances	<p>The service of lecturers furnished with academic and professional knowledge are essential for the degree courses related to the technological streams offered by this university and due to the limited number of lecturers working in the university, the service of people who can contribute to the qualitative and quantitative development of the degree courses should be obtained.</p> <p>Therefore, considering the service requirement, arrangements have been made to obtain the services of these instructors till the recruitment of persons with expertise skills for vacant lecturer posts</p>
(b)	According to the Cabinet decision on 27 April 2011, Rs. 434.9 Million has been allocated from the Treasury and the Skills Sector Development Project (SSDP) to construct a building with a multi-purpose laboratory complex and a lecture hall complex in the University of Vocational Technology. Even Rs. 304.5 Million has been spent to the complex, actions have been not taken to fix the defects such as sound echoing and ground imbalance identified during the physical inspection of the studio till the end of the review year which is resulted that studio has not been used for several years. The time given to complete these contracts as well as the defect liability period had been ended	<p>In order to correct deficiencies of relevant building stating 14 defects identified by this university, including sound reverberation, ground imbalance and the lack of proper soundproofing of the door, a letter signed by the Vice chancellor was sent to the Central Engineering Consultancy Bureau on 22nd October 2022.</p> <p>Since consultant of the construction work is the same institute, they should complete the task properly by solving the technical problems that arise during the construction. (As the consultation and construction work of this project was done by the same party, it is not necessary to obtain a technical report.)</p> <p>From the day the first phase work was completed, the lecture halls were used and the studio was also used for the needs of our University and university colleges,</p>

		even there were deficiencies. (A copy of the relevant log book is shown as Annexure No. 06.)
(c)	According to the cabinet decision dated 03 rd January 2017 , approval had been granted to construct a workshop, a hostel for 600 students, a canteen with 300 seats, for estimated cost of Rs. 927.34 Million , and Rs. 281.36 million allocated for this project during 2018, 2019 & 2020. Although Rs. 22.5 million of that has been paid as the consultation fee, actions have been not taken to initiate the project till 31 st December 2021.	Since this is a cabinet approved project, all procurement tasks are conducted by the relevant ministry. The university conducted discussions frequently with the relevant unit of the ministry regarding expediting the task. Numerous explanations were given for the delay in the work. Further, it was informed by the University in writing that funds can be provided and it is given in Annexure 07. Moreover, a letter sent once again requesting expedite the project. It is given in Annex 08. However, I hereby informed that further actions will be taken to speed up the project joining with the ministry.
(d)	The contract of repairing faculty building of the university was given to a private contractor on 10 th September 2016 for Rs. 14,506,548 of money and an advance payment of Rs. 2,901,285 had been done on 12 th September 2019. Although the contract was to be completed by 22 nd November 2022, , the relevant work had not been started by the end of the year reviewed and the government money was kept in the outside party for more than 2 years. Further, the validity period of the Performance Security obtained for this contract has expired on June 19, 2021 and no arrangements have been made to extend it.	Although this contract is to be completed within a period of 60 days, unable to handover the entire work area to the Contractor on the scheduled dates due to the problems that encountered when allocating other places to the academic staff in the relevant faculty building. Also, the university was completely closed for several months due to the Covid pandemic situation. Further, the contractor informed that it was difficulty find workers due to the Covid pandemic situation. Therefore, due to the above mentioned reasons, failed to end the project within 60 days
(e)	The percentage of students who appeared for the examination and who passed the examination from the registered students for the examinations conducted from 2019 to 2021 was between 17% to 65%. The management.The management had not paid attention to seeking the reasons for students not attending examinations and the reasons for declining percentage of passed students	Majority of students of this university are who qualified by National Vocational Qualification (NVQ). They are elder students who already engaged in jobs. When elder students are doing studies, it is difficulty to pay full attention on education due to personal issues. Therefore, it can be seen that not appear for the

		examination in the first time and not passing examination by the first attempt. However, majority of them complete the degree by appearing examination second or third attempt.
(f)	Rs. 2 million of fund allocated to purchase books for the library for the reviewed year had not been used till the end of the year.	The request was done along with the Capital commodity request made on 19 th July 2021 in order to purchase e-books. Due to the effect of the pandemic situation of the country on that time, according to the cabinet decision dated 28.08.2021 under the review of public expenditure, sent by the Ministry of Finance “Programs, purchases, constructions, building renovations and projects that have not been started even though allocations have been allocated under the prescribed approvals”. Accordingly, it has been decided not to purchase e-books.
(g)	102 goods belonging to 13 items worth of Rs. 7,844,357 and 102 items belonging to 17 items whose value cannot be ascertained had not been used from 2016 to the end of the reviewed year, those were even idle as on 22 nd November 2021 which was the date of audit.	Goods are to be disposed of in the warehouse currently, are being presented for the upcoming Auction, although this auction was planned to be held in 2020, it had to be postponed due to the covid epidemic in the country and establishing a covid 19 quarantine center in the university. Therefore, has been planned to conduct this Auction in 2022.
(h)	Rs. 29.6 million for purchases and Rs. 2.5 million for repairs and Rs.0.3 million for staff training of funds granted by the University Procurement Plan were not occurred during the reviewed year.	When goods and services were required the university, the appropriate specifications were obtained from the relevant departments and the procurement process was followed properly within the relevant cost limits and arrangements were made for the goods and services/works. Due to the the Covid pandemic

		situation occurred during this year, supplies companies were failed to provide some instruments properly on date. This was happened due to the global pandemic conditions. Further, as limited attending of students to the University relevant resources were not used effective manner in some occasions.
(i)	<p>It was decided at the meeting on 18th May 2010 to obtain the accreditation from Institute of Engineering of Sri Lanka and recognized foreign universities for Engineering degree programmes are conducted by the university.</p> <p>However , even 7 years duration passed from the establishment of the university, as curriculum of degrees programmes are not in the expected level, Quality Assurance Board had not been able to assure the quality of degrees.</p>	<p>It is worthless to request to get accreditation from another university , as a body which provides vocational education by preparing curriculum appropriate to the timely requirements.</p> <p>Actions are being taken to request accreditation of the Institute of Engineering of Sri Lanka for engineering degrees are offered by this University.</p>

Prepared by -
R.A.N.D.Rupasinghe
Internal Auditor

Checked by -
Nilmini Diyabedanage
Director General

Signed by -
Senior Professor Ranjith Premalal de Silva
Vice chancellor

Date -

